

# SOMALIA RAPID HEALTH FACILITY ASSESSMENT

**Supplemental Annex: Round One & Two**

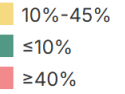
January 2026



# ANNEX: EXTERNAL EVENTS

Based on a rapid survey of 483 facilities in Somalia. R1: July 2025 (N = 483), R2: Jan 2026 (N = 471).

Sample sizes are reported in parentheses next to survey estimates. \* Indicates a statistically significant difference at the 5% level (p-value < 0.05) compared to other groups in the sample.




		Facilities reporting external disruptive events in the past three months																Impact of events on service use				Service delivery challenges that have been caused or worsened by external events						
		Percentage of facilities facing at least one event affecting the communities it serves		Percentage of facilities facing at least one event affecting their ability to provide services		Natural disasters		Outbreaks, epidemics, or pandemics		War		Major changes in population		Social or political unrest		Violence or security threats		Percentage of facilities reporting service use has increased overall because of the shock		Percentage of facilities reporting service use has decreased overall because of the shock		Infrastruct..	Financing	Human resources	Medical supplies and equipment	Quality of care	Community engagement and trust	Leadership and coordination
		R1	R2	R1	R2	R1	R2	R1	R2	R1	R2	R1	R2	R1	R2	R1	R2	R1	R2	R1	R2	R1	R1	R1	R1	R1	R1	R1
<b>NATIONAL</b>	Somalia	33% (483)	48% (471)	22% (483)	43% (471)	15% (483)	32% (471)	15% (483)	16% (471)	7% (483)	8% (471)	5% (483)	2% (471)	2% (483)	0% (471)	1% (483)	0% (471)	45% (107)	64% (202)	45% (107)	30% (202)	78% (107)	73% (107)	72% (107)	63% (107)	64% (107)	56% (107)	49% (107)
<b>FACILITY TYPE</b>	District Hospital	54% (39)	54% (41)	41% (39)	47% (41)	22% (39)	30% (41)	29% (39)	28% (41)	27% (39)	22% (41)*	0% (39)	3% (41)	8% (39)	0% (41)	3% (39)	0% (41)	68% (16)	85% (19)*	32% (16)	15% (19)	82% (16)	93% (16)*	94% (16)*	88% (16)*	81% (16)	62% (16)	62% (16)
	Health Center	30% (363)	46% (349)	20% (363)	40% (349)*	13% (363)	30% (349)	14% (363)	14% (349)	5% (363)	6% (349)	5% (363)	3% (349)	2% (363)	0% (349)	1% (363)	0% (349)	46% (74)	65% (139)	42% (74)	29% (139)	75% (74)	67% (74)*	66% (74)*	56% (74)*	59% (74)	49% (74)*	46% (74)
	PHU	37% (81)	56% (81)	24% (81)	55% (81)*	25% (81)	42% (81)*	12% (81)	18% (81)	7% (81)	6% (81)	12% (81)	0% (81)*	1% (81)	0% (81)	1% (81)	0% (81)	21% (17)	52% (44)	73% (17)	39% (44)	89% (17)	84% (17)	78% (17)	71% (17)	66% (17)	77% (17)*	49% (17)
<b>GEOGRAPHY</b>	Rural	43% (125)	60% (125)*	29% (125)	57% (125)*	23% (125)	44% (125)*	17% (125)	17% (125)	11% (125)	11% (125)	8% (125)	3% (125)	2% (125)	1% (125)	3% (125)	1% (125)	47% (34)	57% (69)	44% (34)	38% (69)	92% (34)*	78% (34)	80% (34)	71% (34)	68% (34)	74% (34)*	53% (34)
	Urban	29% (358)	44% (344)*	20% (358)	37% (344)*	13% (358)	28% (344)*	14% (358)	14% (344)	6% (358)	6% (344)	5% (358)	2% (344)	2% (358)	0% (344)	1% (358)	0% (344)	45% (73)	68% (131)	46% (73)	25% (131)*	72% (73)*	71% (73)	68% (73)	60% (73)	62% (73)	47% (73)*	47% (73)
<b>GAVI PRIORITY</b>	Non-priority	34% (268)	55% (259)*	22% (268)	49% (259)*	16% (268)	38% (259)*	13% (268)	15% (259)	8% (268)	9% (259)	6% (268)	3% (259)	2% (268)	0% (259)	1% (268)	0% (259)	48% (59)	65% (129)	45% (59)	29% (129)	75% (59)	73% (59)	73% (59)	61% (59)	64% (59)	50% (59)	44% (59)
	Priority	32% (215)	40% (212)*	23% (215)	35% (212)*	14% (215)	25% (212)*	17% (215)	16% (212)	6% (215)	6% (212)	4% (215)	2% (212)	2% (215)	1% (212)	1% (215)	1% (212)	42% (48)	62% (73)	45% (48)	31% (73)	82% (48)	74% (48)	71% (48)	66% (48)	64% (48)	63% (48)	55% (48)
<b>STATE</b>	BRA	24% (50)	6% (49)*	18% (50)	4% (49)*	14% (50)	4% (49)*	16% (50)	2% (49)*	0% (50)	0% (49)*	2% (50)	0% (49)*	4% (50)	0% (49)	0% (50)	0% (49)	22% (9)	50% (2)	44% (9)	50% (2)	89% (9)	56% (9)	67% (9)	78% (9)	67% (9)	67% (9)	67% (9)
	Galmudug	50% (49)	42% (49)	36% (49)	33% (49)	30% (49)	23% (49)	28% (49)	17% (49)	8% (49)	8% (49)	4% (49)	0% (49)*	4% (49)	0% (49)	2% (49)	0% (49)	59% (18)	54% (16)	41% (18)	39% (16)	100% (18)*	95% (18)*	89% (18)*	82% (18)*	83% (18)*	70% (18)	82% (18)*
	Hirshabelle	43% (80)	53% (74)	29% (80)	51% (74)	12% (80)	29% (74)	17% (80)	19% (74)	17% (80)	18% (74)*	7% (80)	8% (74)*	4% (80)	1% (74)	3% (80)	1% (74)	47% (23)	54% (38)	39% (23)	40% (38)	100% (23)*	79% (23)	78% (23)	70% (23)	88% (23)*	69% (23)	54% (23)
	Jubaland	32% (53)	49% (50)	19% (53)	41% (50)	12% (53)	30% (50)	10% (53)	14% (50)	7% (53)	3% (50)*	8% (53)	0% (50)*	2% (53)	0% (50)	0% (53)	0% (50)	44% (11)	58% (21)	44% (11)	33% (21)	36% (11)*	52% (11)	33% (11)*	28% (11)*	36% (11)	20% (11)*	20% (11)*
	Puntland	31% (136)	59% (136)*	23% (136)	53% (136)*	21% (136)	42% (136)*	11% (136)	17% (136)	5% (136)	7% (136)	5% (136)	1% (136)	0% (136)	0% (136)	1% (136)	0% (136)	41% (30)	65% (70)	55% (30)	28% (70)	75% (30)	75% (30)	81% (30)	68% (30)	61% (30)	60% (30)	48% (30)
	Southwest	24% (115)	53% (113)	14% (115)	47% (113)	8% (115)	39% (113)	13% (115)	17% (113)	4% (115)	5% (113)	4% (115)	2% (113)	1% (115)	0% (113)	1% (115)	0% (113)	49% (16)	77% (55)*	43% (16)	19% (55)*	51% (16)*	64% (16)	62% (16)	41% (16)	27% (16)*	34% (16)*	20% (16)*
<b>REGION</b>	Ayn	60% (5)	80% (5)	40% (5)	80% (5)	40% (5)	20% (5)	20% (5)	40% (5)	20% (5)	20% (5)	0% (5)	0% (5)*	0% (5)	0% (5)	0% (5)	0% (5)	0% (2)	50% (4)	100% (2)	50% (4)	100% (2)*	100% (2)*	100% (2)*	100% (2)*	100% (2)*	100% (2)*	100% (2)*
	Bakool	26% (31)	74% (31)*	19% (31)	74% (31)*	13% (31)	59% (31)*	9% (31)	19% (31)	0% (31)	9% (31)	3% (31)	0% (31)*	6% (31)	0% (31)	6% (31)	0% (31)	67% (6)	87% (23)*	33% (6)	13% (23)*	33% (6)*	50% (6)	67% (6)	0% (6)*	0% (6)*	0% (6)*	0% (6)*
	Banadir	24% (50)	6% (49)*	18% (50)	4% (49)*	14% (50)	4% (49)*	16% (50)	2% (49)*	0% (50)	0% (49)*	2% (50)	0% (49)*	4% (50)	0% (49)	0% (50)	0% (49)	22% (9)	50% (2)	44% (9)	50% (2)	89% (9)	56% (9)	67% (9)	78% (9)	67% (9)	67% (9)	67% (9)
	Bari	40% (15)	33% (14)	30% (15)	33% (14)	29% (15)	26% (14)	15% (15)	6% (14)	6% (15)	6% (14)	15% (15)	0% (14)*	0% (15)	0% (14)	0% (15)	0% (14)	19% (4)	80% (4)	81% (4)	20% (4)	63% (4)*	63% (4)*	63% (4)*	63% (4)	81% (4)	63% (4)	63% (4)*
	Bay	25% (59)	44% (57)	10% (59)	33% (57)	5% (59)	25% (57)	16% (59)	25% (57)	3% (59)	2% (57)*	3% (59)	0% (57)*	0% (59)	0% (57)	0% (59)	0% (57)	17% (6)	79% (19)	83% (6)	16% (19)	67% (6)	67% (6)	67% (6)	67% (6)	50% (6)	67% (6)	50% (6)
	Galgaduud	46% (32)	52% (32)	34% (32)	43% (32)	27% (32)	28% (32)	25% (32)	24% (32)	6% (32)	10% (32)	6% (32)	0% (32)*	6% (32)	0% (32)	3% (32)	0% (32)	45% (11)	49% (14)	55% (11)	44% (14)	100% (11)*	100% (11)*	83% (11)	72% (11)	81% (11)	55% (11)	72% (11)
	Gedo	48% (23)	58% (23)	35% (23)	53% (23)	22% (23)	45% (23)	9% (23)	0% (23)*	13% (23)	8% (23)	17% (23)	0% (23)*	0% (23)	0% (23)	0% (23)	0% (23)	50% (8)	60% (12)	50% (8)	32% (12)	38% (8)*	63% (8)	50% (8)	25% (8)*	38% (8)	13% (8)*	13% (8)*
	Hiraan	32% (37)	58% (38)	19% (37)	55% (38)	9% (37)	20% (38)*	13% (37)	21% (38)	13% (37)	22% (38)*	2% (37)	8% (38)	0% (37)	0% (38)	0% (37)	0% (38)	73% (7)	57% (21)	27% (7)	38% (21)	100% (7)*	73% (7)	85% (7)	73% (7)	73% (7)	85% (7)	31% (7)
	Karkaar	46% (20)	58% (20)	32% (20)	58% (20)	42% (20)	48% (20)	5% (20)	14% (20)	5% (20)	0% (20)*	7% (20)	0% (20)*	0% (20)	0% (20)	0% (20)	0% (20)	44% (6)	61% (11)	56% (6)	39% (11)	71% (6)	100% (6)*	100% (6)*	65% (6)	44% (6)	35% (6)	29% (6)
	Lower Juba	24% (30)	44% (27)	10% (30)	33% (27)	7% (30)	22% (27)	10% (30)	22% (27)	3% (30)	0% (27)*	3% (30)	0% (27)*	3% (30)	0% (27)	0% (30)	0% (27)	33% (3)	56% (9)	33% (3)	33% (9)	33% (3)	33% (3)	0% (3)*	33% (3)	33% (3)	33% (3)	33% (3)
	Lower Shabelle	20% (25)	52% (25)	16% (25)	52% (25)	8% (25)	52% (25)*	12% (25)	0% (25)*	8% (25)	8% (25)	8% (25)	8% (25)	0% (25)	0% (25)	0% (25)	0% (25)	75% (4)	62% (13)	0% (4)	31% (13)	50% (4)	75% (4)	50% (4)	50% (4)	25% (4)	25% (4)	0% (4)*
	Middle Shabelle	51% (43)	50% (36)	37% (43)	47% (36)	14% (43)	36% (36)	21% (43)	17% (36)	21% (43)	14% (36)	12% (43)	8% (36)	7% (43)	3% (36)	5% (43)	3% (36)	37% (16)	52% (17)	44% (16)	43% (17)	100% (16)*	81% (16)	75% (16)	69% (16)	94% (16)*	62% (16)	63% (16)
	Mudug	59% (17)	18% (17)*	41% (17)	12% (17)*	35% (17)	12% (17)*	35% (17)	0% (17)*	12% (17)	6% (17)	0% (17)	0% (17)*	0% (17)	0% (17)	0% (17)	0% (17)	86% (7)	100% (2)*	14% (7)	0% (2)*	100% (7)*	86% (7)	100% (7)*	100% (7)*	86% (7)	100% (7)*	100% (7)*
	Mudug Puntland	41% (29)	72% (29)*	31% (29)	62% (29)*	21% (29)	38% (29)	17% (29)	31% (29)	14% (29)	17% (29)	3% (29)	0% (29)*	0% (29)	0% (29)	4% (29)	0% (29)	45% (9)	72% (18)	45% (9)	28% (18)	78% (9)	77% (9)	77% (9)	77% (9)	77% (9)	77% (9)	54% (9)
	Nugaal	7% (44)	51% (45)	5% (44)	41% (45)	5% (44)	44% (45)	4% (44)	9% (45)	0% (44)	2% (45)*	2% (44)	2% (45)	0% (44)	0% (45)	0% (44)	0% (45)	100% (2)	61% (18)	0% (2)	18% (18)	50% (2)	50% (2)	50% (2)	50% (2)	50% (2)	50% (2)	50% (2)
	Ras- Asayr	34% (15)	74% (15)*	27% (15)	67% (15)	34% (15)	74% (15)*	7% (15)	0% (15)*	0% (15)	0% (15)*	7% (15)	0% (15)*	0% (15)	0% (15)	0% (15)	0% (15)	26% (4)	41% (10)	74% (4)	39% (10)	100% (4)*	74% (4)	100% (4)*	74% (4)	50% (4)	74% (4)	50% (4)
	Sool	38% (8)	63% (8)	38% (8)	63% (8)	13% (8)	25% (8)	25% (8)	50% (8)	0% (8)	13% (8)	0% (8)	0% (8)*	0% (8)	0% (8)	0% (8)	0% (8)	67% (3)	100% (5)*	33% (3)	0% (5)*	67% (3)	33% (3)	67% (3)	33% (3)	0% (3)*	0% (3)*	0% (3)*

# ANNEX: SERVICE DELIVERY CHALLENGES

Based on a rapid survey of 470 facilities in Somalia. R1: July 2025 (N = 483), R2: Jan 2026 (N = 471).

Sample sizes are reported in parentheses next to survey estimates. \* Indicates a statistically significant difference at the 5% level (p-value < 0.05) compared to other groups in the sample.

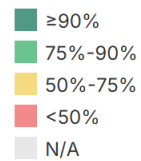


		Recent service delivery challenges in the past three months									Recent service delivery challenges in the past three months that are unusual or greater than usual																	
		Percentage of facilities that experienced challenges with service delivery in the past three months (%)	Infrastructure	Financing	Human resources	Medical supplies and equipment	Community engagement and trust	Leadership and coordination	Patient transportation	Percentage of facilities that experienced greater than usual challenges in the past three months (%)	Infrastructure	Financing	Human resources	Medical supplies and equipment	Community engagement and trust	Leadership and coordination	Patient transportation											
																		R2	R2	R2	R2	R2	R2	R2	R2	R2	R2	R2
																		R2	R2	R2	R2	R2	R2	R2	R2	R2	R2	R2
<b>NATIONAL</b>	Somalia	68% (470)	33% (469)	27% (469)	35% (470)	34% (469)	15% (469)	13% (469)	43% (467)	58% (469)	26% (466)	22% (468)	26% (469)	25% (469)	8% (468)	8% (469)	35% (468)											
<b>FACILITY TYPE</b>	District Hospital	72% (41)	30% (41)	27% (41)	34% (41)	47% (41)	10% (41)	10% (41)	43% (41)	68% (41)	24% (41)	22% (41)	24% (41)	41% (41)*	5% (41)	7% (41)	36% (41)											
	Health Center	67% (348)	31% (347)	25% (347)	34% (348)	32% (348)	15% (348)	13% (347)	41% (347)	56% (347)	25% (345)	20% (346)	25% (347)	22% (347)*	8% (346)	8% (347)	33% (347)											
	PHU	72% (81)	42% (81)	35% (81)	40% (81)	35% (80)	16% (80)	13% (81)	49% (79)	64% (81)	35% (80)	29% (81)	31% (81)	28% (81)	10% (81)	7% (81)	41% (80)											
<b>GEOGRAPHY</b>	Rural	72% (125)	41% (125)*	32% (125)	43% (125)*	38% (124)	21% (125)	19% (125)*	48% (123)	61% (125)	33% (124)	26% (125)	32% (125)	25% (125)	10% (125)	13% (125)	40% (124)											
	Urban	67% (343)	29% (342)*	25% (342)	32% (343)*	32% (343)	13% (342)	10% (342)*	41% (342)	57% (342)	24% (340)*	20% (341)	24% (342)	24% (342)	7% (341)	6% (342)	33% (342)											
<b>GAVI PRIORITY</b>	Non-priority	69% (259)	33% (259)	29% (259)	38% (259)	36% (258)	17% (259)	15% (259)	44% (257)	57% (259)	27% (256)	23% (258)	29% (259)	26% (259)	9% (258)	10% (259)*	37% (259)											
	Priority	68% (211)	32% (210)	25% (210)	32% (211)	31% (211)	13% (210)	10% (210)	41% (210)	59% (210)	26% (210)	20% (210)	23% (210)	23% (210)	7% (210)	5% (210)*	33% (209)											
<b>STATE</b>	BRA	71% (48)	28% (47)	27% (48)	29% (48)	33% (48)	10% (48)	13% (47)	52% (48)	48% (48)	15% (47)*	13% (47)	15% (48)*	23% (48)	6% (48)	8% (48)	33% (48)											
	Galmudug	72% (49)	31% (49)	33% (48)	39% (49)	45% (49)	20% (49)	13% (49)	49% (49)	69% (48)	32% (48)	33% (48)	29% (48)	23% (48)	6% (48)	4% (48)	43% (48)											
	Hirshabelle	73% (74)	34% (74)	33% (74)	47% (74)*	42% (74)	32% (74)*	30% (74)*	50% (73)	62% (74)	25% (74)	26% (74)	34% (74)	32% (74)	17% (74)*	22% (74)*	44% (74)											
	Jubaland	52% (50)*	28% (50)	20% (50)	33% (50)	24% (50)	12% (50)	5% (50)*	31% (50)	51% (50)	27% (50)	20% (50)	31% (50)	24% (50)	6% (49)	5% (50)	27% (50)											
	Puntland	72% (136)	37% (136)	30% (136)	31% (136)	32% (135)	9% (136)*	9% (136)	49% (134)	61% (136)	30% (134)	22% (136)	24% (136)	24% (136)	7% (136)	6% (136)	38% (135)											
	Southwest	66% (113)	31% (113)	22% (113)	33% (113)	30% (113)	10% (112)	7% (113)*	30% (113)*	57% (113)	26% (113)	19% (113)	22% (113)	21% (113)	5% (113)	2% (113)*	25% (113)*											
<b>REGION</b>	Ayn	100% (5)*	100% (5)*	60% (5)	40% (5)	80% (5)*	0% (5)*	20% (5)	40% (5)	80% (5)	80% (5)*	40% (5)	40% (5)	40% (5)	0% (5)*	20% (5)	40% (5)											
	Bakool	78% (31)	43% (31)	20% (31)	40% (31)	40% (31)	3% (31)*	0% (31)*	46% (31)	72% (31)	37% (31)	16% (31)	26% (31)	26% (31)	3% (31)	0% (31)*	40% (31)											
	Banadir	71% (48)	28% (47)	27% (48)	29% (48)	33% (48)	10% (48)	13% (47)	52% (48)	48% (48)	15% (47)*	13% (47)	15% (48)*	23% (48)	6% (48)	8% (48)	33% (48)											
	Bari	62% (14)	23% (14)	16% (14)	33% (14)	10% (14)*	0% (14)*	0% (14)*	26% (14)	52% (14)	16% (14)	16% (14)	23% (14)	10% (14)	0% (14)*	0% (14)*	26% (14)											
	Bay	60% (57)	26% (57)	19% (57)	32% (57)	25% (57)	14% (56)	11% (57)	23% (57)*	51% (57)	19% (57)	18% (57)	21% (57)	18% (57)	5% (57)	2% (57)*	18% (57)*											
	Galgaduud	78% (32)	37% (32)	38% (31)	46% (32)	47% (32)	19% (32)	16% (32)	50% (32)	74% (31)*	38% (31)	38% (31)	34% (31)	25% (31)	3% (31)	3% (31)	41% (31)											
	Gedo	47% (23)*	25% (23)	21% (23)	38% (23)	34% (23)	13% (23)	8% (23)	21% (23)*	42% (23)	21% (23)	21% (23)	34% (23)	34% (23)	9% (22)	8% (23)	21% (23)											
	Hiraan	65% (38)	22% (38)	16% (38)	38% (38)	35% (38)	28% (38)	36% (38)*	40% (37)	46% (38)	15% (38)*	10% (38)*	22% (38)	21% (38)	11% (38)	22% (38)*	26% (38)											
	Karkaar	81% (20)	58% (20)*	53% (20)*	56% (20)	58% (20)*	30% (20)	21% (20)	50% (19)	65% (20)	42% (19)	42% (20)	49% (20)	42% (20)	14% (20)	14% (20)	25% (20)											
	Lower Juba	56% (27)	30% (27)	19% (27)	30% (27)	19% (27)*	11% (27)	4% (27)*	37% (27)	56% (27)	30% (27)	19% (27)	30% (27)	19% (27)	4% (27)	4% (27)	30% (27)											
	Lower Shabelle	68% (25)	28% (25)	28% (25)	28% (25)	32% (25)	8% (25)	4% (25)*	32% (25)	56% (25)	28% (25)	24% (25)	20% (25)	24% (25)	8% (25)	4% (25)	28% (25)											
	Middle Shabelle	80% (36)	44% (36)	47% (36)*	55% (36)*	47% (36)	36% (36)*	25% (36)	58% (36)	75% (36)*	33% (36)	39% (36)*	44% (36)*	42% (36)*	22% (36)*	22% (36)*	58% (36)*											
	Mudug	59% (17)	18% (17)	24% (17)	24% (17)	41% (17)	24% (17)	6% (17)	47% (17)	59% (17)	18% (17)	24% (17)	18% (17)	18% (17)	12% (17)	6% (17)	47% (17)											
	Mudug Puntland	90% (29)*	52% (29)*	41% (29)	31% (29)	45% (29)	13% (29)	14% (29)	66% (29)*	76% (29)*	48% (29)*	31% (29)	24% (29)	34% (29)	13% (29)	7% (29)	52% (29)											
	Nugaal	56% (45)	10% (45)*	6% (45)*	22% (45)*	11% (45)*	2% (45)*	4% (45)*	39% (45)	50% (45)	8% (45)*	4% (45)*	18% (45)	9% (45)*	2% (45)*	4% (45)	31% (44)											
Ras- Asayr	81% (15)	54% (15)	46% (15)	26% (15)	43% (14)	6% (15)	6% (15)	71% (14)*	60% (15)	35% (14)	26% (15)	13% (15)	26% (15)	6% (15)	6% (15)	60% (15)												
Sool	50% (8)	38% (8)	25% (8)	25% (8)	25% (8)	0% (8)*	0% (8)*	38% (8)	50% (8)	38% (8)	25% (8)	13% (8)	25% (8)	0% (8)*	0% (8)*	38% (8)												

# ANNEX: SERVICE AVAILABILITY (1/2)

Based on a rapid survey of 483 facilities in Somalia. R1: July 2025 (N = 483), R2: Jan 2026 (N = 471).

Sample sizes are reported in parentheses next to survey estimates. \* Indicates a statistically significant difference at the 5% level (p-value < 0.05) compared to other groups in the sample.

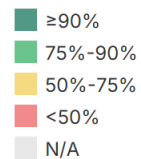


		Facilities reporting offering different health services																									
		Average share of key services available at health facilities (%)		Reproductive health			Maternal and newborn health					Child health and nutrition							Adolescent health		Other						
				Family planning	Screening/diagnosis for cervical cancer	Iron and folic acid suppl. in non-pregnant women	Antenatal care (ANC)	Delivery/childbirth services	Postnatal care (PNC)	PMTCT	Newborn care	Child immunization	Growth monitoring and promotion	IMCI	Nutritional suppl. of children with MAM	Screening of children with acute malnutrition	Vitamin A suppl. for children with measles	Infant and young child feeding counselling	Treatment of children with severe acute malnutrition (SAM)	Adolescent health services	Iron & folic acid suppl. for adolescent girls (WIFAS)	Communicable disease services	Mental health services	NCD services	Nutritional care and support for people with HIV or TB	Basic surgical services	Emergency services
<b>NATIONAL</b>	Somalia	74% (483)	12% (483)	56% (402)	42% (39)	85% (402)	95% (402)	88% (402)	95% (402)	71% (402)	72% (402)	94% (402)	74% (483)	91% (402)	51% (402)	83% (402)	86% (402)	88% (483)	56% (402)	94% (402)	90% (402)	53% (402)	51% (402)	82% (402)	24% (402)	90% (39)	66% (402)
<b>FACILITY TYPE</b>	District Hospital	85% (39)*	12% (39)	87% (39)*	42% (39)	92% (39)	98% (39)	98% (39)*	98% (39)	87% (39)*	82% (39)	93% (39)	89% (39)*	95% (39)	74% (39)*	82% (39)	92% (39)	92% (39)	68% (39)	100% (39)*	98% (39)*	76% (39)*	69% (39)*	98% (39)*	41% (39)*	90% (39)	95% (39)*
	Health Center	75% (363)	4% (363)*	53% (363)*		84% (363)	95% (363)	86% (363)*	94% (363)	69% (363)*	71% (363)	94% (363)	76% (363)	91% (363)	48% (363)*	83% (363)	85% (363)	89% (363)	55% (363)	93% (363)*	89% (363)*	51% (363)*	49% (363)*	81% (363)*	23% (363)*		63% (363)*
	PHU	68% (81)	52% (81)*										56% (81)*					79% (81)*									
<b>GEOGRAPHY</b>	Rural	72% (125)	24% (125)*	47% (69)	0% (1)*	77% (69)	97% (69)	92% (69)	95% (69)	67% (69)	74% (69)	88% (69)	67% (125)*	90% (69)	39% (69)*	81% (69)	86% (69)	87% (125)	51% (69)	93% (69)	89% (69)	59% (69)	59% (69)	74% (69)	33% (69)	0% (1)*	71% (69)
	Urban	75% (358)	8% (358)*	58% (333)	43% (38)*	87% (333)	95% (333)	87% (333)	94% (333)	72% (333)	72% (333)	95% (333)	77% (358)*	92% (333)	53% (333)*	83% (333)	86% (333)	88% (358)	57% (333)	94% (333)	90% (333)	52% (333)	49% (333)	84% (333)	23% (333)	92% (38)*	65% (333)
<b>GAVI PRIORITY</b>	Non- priority	75% (268)	14% (268)	55% (213)	41% (23)	86% (213)	97% (213)	90% (213)	97% (213)*	74% (213)	72% (213)	92% (213)	74% (268)	92% (213)	49% (213)	84% (213)	87% (213)	88% (268)	56% (213)	94% (213)	90% (213)	56% (213)	57% (213)*	86% (213)*	27% (213)	91% (23)	68% (213)
	Priority	73% (215)	11% (215)	57% (189)	44% (16)	84% (189)	93% (189)	84% (189)	91% (189)*	68% (189)	73% (189)	96% (189)	73% (215)	91% (189)	52% (189)	82% (189)	84% (189)	87% (215)	55% (189)	93% (189)	89% (189)	50% (189)	44% (189)*	78% (189)*	21% (189)	87% (16)	64% (189)
<b>STATE</b>	BRA	68% (50)	4% (50)*	62% (50)	60% (5)	74% (50)	88% (50)	76% (50)*	86% (50)	58% (50)*	58% (50)*	92% (50)	74% (50)	86% (50)	60% (50)	72% (50)	78% (50)	84% (50)	54% (50)	88% (50)	76% (50)*	44% (50)	40% (50)	64% (50)*	12% (50)*	80% (5)	54% (50)
	Galmudug	76% (49)	10% (49)	39% (44)*	44% (9)	84% (44)	95% (44)	91% (44)	95% (44)	55% (44)*	73% (44)	91% (44)	64% (49)	98% (44)*	66% (44)*	89% (44)	86% (44)	94% (49)	68% (44)	94% (44)	89% (44)	52% (44)	58% (44)	84% (44)	23% (44)	100% (9)	75% (44)
	Hirshabelle	70% (80)	12% (80)	58% (63)	25% (8)	81% (63)	95% (63)	84% (63)	94% (63)	78% (63)	68% (63)	83% (63)*	65% (80)*	81% (63)*	44% (63)	75% (63)	84% (63)	83% (80)	41% (63)*	92% (63)	89% (63)	57% (63)	65% (63)*	84% (63)	38% (63)*	87% (8)	64% (63)
	Jubaland	78% (53)	10% (53)	53% (46)	29% (3)	83% (46)	97% (46)	91% (46)	97% (46)	78% (46)	77% (46)	94% (46)	84% (53)*	96% (46)	41% (46)	88% (46)	94% (46)*	91% (53)	66% (46)	92% (46)	93% (46)	54% (46)	56% (46)	91% (46)*	18% (46)	100% (3)	50% (46)*
	Puntland	76% (136)	16% (136)	53% (96)	54% (11)	95% (96)*	97% (96)	95% (96)*	96% (96)	72% (96)	79% (96)	97% (96)*	75% (136)	96% (96)*	57% (96)	92% (96)*	87% (96)	89% (136)	70% (96)*	97% (96)	94% (96)	54% (96)	40% (96)*	88% (96)	22% (96)	81% (11)	78% (96)*
	Southwest	75% (115)	14% (115)	65% (103)*	32% (3)	85% (103)	95% (103)	85% (103)	95% (103)	75% (103)	73% (103)	99% (103)*	78% (115)	91% (103)	43% (103)	80% (103)	86% (103)	87% (115)	43% (103)*	95% (103)	91% (103)	53% (103)	52% (103)	79% (103)	27% (103)	100% (3)	68% (103)
<b>REGION</b>	Ayn	82% (5)	0% (5)*	60% (5)	100% (1)*	80% (5)	100% (5)*	100% (5)*	100% (5)*	100% (5)*	80% (5)	80% (5)	100% (5)*	100% (5)*	80% (5)	80% (5)	100% (5)*	80% (5)	60% (5)	100% (5)*	100% (5)*	40% (5)	40% (5)	100% (5)*	40% (5)	100% (1)	80% (5)
	Bakool	77% (31)	15% (31)	78% (27)*		93% (27)	96% (27)	85% (27)	96% (27)	74% (27)	56% (27)	100% (27)*	80% (31)	93% (27)	56% (27)	78% (27)	89% (27)	87% (31)	52% (27)	93% (27)	96% (27)	56% (27)	44% (27)	85% (27)	30% (27)		67% (27)
	Banadir	68% (50)	4% (50)*	62% (50)	60% (5)	74% (50)	88% (50)	76% (50)*	86% (50)	58% (50)*	58% (50)*	92% (50)	74% (50)	86% (50)	60% (50)	72% (50)	78% (50)	84% (50)	54% (50)	88% (50)	76% (50)*	44% (50)	40% (50)	64% (50)*	12% (50)*	80% (5)	54% (50)
	Bari	76% (15)	30% (15)	47% (12)		87% (12)	87% (12)	63% (12)	79% (12)	71% (12)	55% (12)	87% (12)	75% (15)	87% (12)	79% (12)*	87% (12)	79% (12)	90% (15)	63% (12)	87% (12)	87% (12)	63% (12)	39% (12)	79% (12)	47% (12)		55% (12)
	Bay	75% (59)	16% (59)	67% (51)	50% (2)	84% (51)	94% (51)	86% (51)	94% (51)	75% (51)	82% (51)*	100% (51)*	79% (59)	88% (51)	39% (51)	78% (51)	90% (51)	86% (59)	37% (51)*	98% (51)*	90% (51)	51% (51)	57% (51)	76% (51)	29% (51)	100% (2)	71% (51)
	Galgaduud	77% (32)	14% (32)	40% (27)	49% (8)	81% (27)	93% (27)	93% (27)	93% (27)	59% (27)	74% (27)	93% (27)	66% (32)	100% (27)*	70% (27)*	89% (27)	85% (27)	94% (32)	70% (27)	96% (27)	89% (27)	52% (27)	66% (27)	85% (27)	29% (27)	100% (8)	78% (27)
	Gedo	78% (23)	13% (23)	62% (21)	50% (2)	81% (21)	100% (21)*	95% (21)	100% (21)*	81% (21)	71% (21)	90% (21)	78% (23)	95% (21)	29% (21)*	95% (21)*	90% (21)	87% (23)	43% (21)	86% (21)	95% (21)	57% (21)	62% (21)	90% (21)	29% (21)	100% (2)	52% (21)
	Hiraan	72% (37)	12% (37)	58% (30)	25% (4)	80% (30)	97% (30)	84% (30)	95% (30)	77% (30)	64% (30)	91% (30)	60% (37)	91% (30)	47% (30)	80% (30)	80% (30)	83% (37)	43% (30)	97% (30)	87% (30)	74% (30)*	74% (30)*	94% (30)*	43% (30)*	100% (4)	60% (30)
	Karkaar	77% (20)	7% (20)	41% (17)	50% (4)	94% (17)	100% (17)*	100% (17)*	100% (17)*	65% (17)	88% (17)*	100% (17)*	68% (20)	94% (17)	53% (17)	94% (17)	94% (17)	95% (20)	71% (17)	94% (17)	94% (17)	65% (17)	29% (17)	88% (17)	18% (17)	75% (4)	82% (17)
	Lower Juba	78% (30)	9% (30)	48% (25)	0% (1)*	84% (25)	96% (25)	88% (25)	96% (25)	76% (25)	80% (25)	96% (25)	87% (30)*	96% (25)	48% (25)	84% (25)	96% (25)*	93% (30)	80% (25)*	96% (25)	92% (25)	52% (25)	52% (25)	92% (25)	12% (25)	100% (1)	48% (25)
	Lower Shabelle	73% (25)	8% (25)	52% (25)	0% (1)*	80% (25)	96% (25)	84% (25)	96% (25)	76% (25)	68% (25)	96% (25)	76% (25)	96% (25)	40% (25)	84% (25)	76% (25)	88% (25)	48% (25)	92% (25)	88% (25)	56% (25)	48% (25)	80% (25)	20% (25)	100% (1)	64% (25)
	Middle Shabelle	69% (43)	11% (43)	58% (33)	25% (4)	82% (33)	94% (33)	85% (33)	94% (33)	79% (33)	73% (33)	76% (33)*	68% (43)	73% (33)*	42% (33)	70% (33)	88% (33)	84% (43)	39% (33)*	88% (33)	91% (33)	42% (33)	58% (33)	76% (33)	33% (33)	75% (4)	67% (33)
	Mudug	73% (17)	0% (17)*	35% (17)	0% (1)*	88% (17)	100% (17)*	88% (17)	100% (17)*	47% (17)	71% (17)	88% (17)	59% (17)	94% (17)	59% (17)	88% (17)	88% (17)	94% (17)	65% (17)	88% (17)	88% (17)	53% (17)	41% (17)	82% (17)	12% (17)	100% (1)	71% (17)
	Mudug Puntland	76% (29)	14% (29)	32% (22)*	50% (2)	95% (22)*	100% (22)*	100% (22)*	100% (22)*	63% (22)	91% (22)*	100% (22)*	72% (29)	100% (22)*	68% (22)	95% (22)*	87% (22)	90% (29)	77% (22)*	100% (22)*	100% (22)*	50% (22)	32% (22)	82% (22)	13% (22)	50% (2)	72% (22)
	Nugaal	78% (44)	19% (44)	85% (27)*	33% (3)	100% (27)*	96% (27)	96% (27)*	96% (27)	81% (27)	81% (27)	100% (27)*	81% (44)	96% (27)	48% (27)	96% (27)*	85% (27)	91% (44)	70% (27)	100% (27)*	89% (27)	48% (27)	44% (27)	93% (27)*	19% (27)	100% (3)	89% (27)*
	Ras- Asayr	69% (15)	26% (15)	60% (5)	100% (1)*	100% (5)*	100% (5)*	100% (5)*	100% (5)*	80% (5)	40% (5)	100% (5)*	74% (15)	100% (5)*	40% (5)	100% (5)*	80% (5)	68% (15)	80% (5)	100% (5)*	100% (5)*	80% (5)	80% (5)	100% (5)*	60% (5)	100% (1)	80% (5)
	Sool	73% (8)	0% (8)*	25% (8)		100% (8)*	100% (8)*	100% (8)*	100% (8)*	63% (8)	63% (8)	100% (8)*	63% (8)	100% (8)*	25% (8)	75% (8)	88% (8)	100% (8)*	50% (8)	88% (8)	100% (8)*	50% (8)	50% (8)	88% (8)	0% (8)*		75% (8)

# ANNEX: SERVICE AVAILABILITY (2/2)

Based on a rapid survey of 483 facilities in Somalia. R1: July 2025 (N = 483), R2: Jan 2026 (N = 471).

Sample sizes are reported in parentheses next to survey estimates. \* Indicates a statistically significant difference at the 5% level (p-value < 0.05) compared to other groups in the sample.

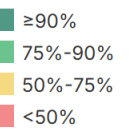


		Facilities reporting adequate service hours and continuous health worker availability			Facilities reporting offering different services as outreach		
		Facility provides delivery services for a minimum of 7 days/week and 24 hrs/day, with a health worker continuously available (among those providing the service)	Facility provides non-emergency outpatient services for a minimum of 8 hrs/day and 5 days/week	Health care worker present at the facility or officially on call at all times	Facility offers outreach child immunization services	Facility offers outreach curative care services for children under the age of 5	Facility offers outreach growth monitoring and promotion services
		R1	R1	R1	R1	R1	R1
<b>NATIONAL</b>	Somalia	41% (348)	76% (476)	60% (482)	39% (402)	25% (483)	24% (483)
<b>FACILITY TYPE</b>	District Hospital	40% (34)	92% (35)*	52% (38)	33% (39)	29% (39)	27% (39)
	Health Center	41% (314)	77% (361)	61% (363)	40% (363)	26% (363)	25% (363)
	PHU		67% (80)*	59% (81)		17% (81)	20% (81)
<b>GEOGRAPHY</b>	Rural	37% (63)	72% (125)	63% (125)	35% (69)	19% (125)	18% (125)*
	Urban	42% (285)	78% (351)	59% (357)	40% (333)	27% (358)	26% (358)*
<b>GAVI PRIORITY</b>	Non- priority	42% (192)	78% (266)	63% (268)	35% (213)	22% (268)	24% (268)
	Priority	39% (156)	74% (210)	57% (214)	44% (189)	29% (215)	25% (215)
<b>STATE</b>	BRA	50% (38)	81% (48)	56% (50)	40% (50)	28% (50)	26% (50)
	Galmudug	33% (37)	81% (46)	59% (49)	36% (44)	24% (49)	14% (49)
	Hirshabelle	31% (52)	71% (80)	61% (79)	16% (63)*	13% (80)*	15% (80)*
	Jubaland	45% (42)	83% (53)	63% (53)	36% (46)	26% (53)	28% (53)
	Puntland	42% (91)	76% (135)	52% (136)*	66% (96)*	34% (136)*	31% (136)*
	Southwest	43% (88)	73% (114)	69% (115)*	32% (103)	23% (115)	25% (115)
<b>REGION</b>	Ayn	40% (5)	100% (5)*	40% (5)	60% (5)	60% (5)	60% (5)
	Bakool	39% (23)	91% (31)*	48% (31)	37% (27)	19% (31)	28% (31)
	Banadir	50% (38)	81% (48)	56% (50)	40% (50)	28% (50)	26% (50)
	Bari	38% (8)	51% (15)	49% (15)	47% (12)	26% (15)	28% (15)
	Bay	34% (44)	67% (58)	70% (59)	29% (51)	22% (59)	24% (59)
	Galgaduud	36% (22)	77% (29)	62% (32)	34% (27)	22% (32)	16% (32)
	Gedo	45% (20)	70% (23)	61% (23)	24% (21)	30% (23)	17% (23)
	Hiraan	46% (24)	73% (37)	63% (36)	24% (30)*	8% (37)*	11% (37)*
	Karkaar	53% (17)	71% (20)	56% (20)	76% (17)*	33% (20)	28% (20)
	Lower Juba	45% (22)	90% (30)*	64% (30)	44% (25)	24% (30)	33% (30)
	Lower Shabelle	62% (21)*	68% (25)	88% (25)*	32% (25)	28% (25)	24% (25)
	Middle Shabelle	18% (28)*	70% (43)	60% (43)	9% (33)*	16% (43)	18% (43)
	Mudug	27% (15)	88% (17)	53% (17)	41% (17)	29% (17)	12% (17)
	Mudug Puntland	36% (22)	86% (29)	49% (29)	82% (22)*	45% (29)*	24% (29)
	Nugaal	38% (26)	74% (44)	48% (44)	52% (27)	26% (44)	38% (44)*
	Ras- Asayr	40% (5)	71% (14)	66% (15)	80% (5)*	28% (15)	27% (15)
Sool	63% (8)	100% (8)*	63% (8)	63% (8)	38% (8)	25% (8)	

# ANNEX: INFRASTRUCTURE

Based on a rapid survey of 483 facilities in Somalia. R1: July 2025 (N = 483), R2: Jan 2026 (N = 471).

Sample sizes are reported in parentheses next to survey estimates. \* Indicates a statistically significant difference at the 5% level (p-value < 0.05) compared to other groups in the sample.

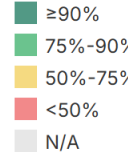


		Facilities reporting continual availability of routine utilities and communications in the past seven days										
		Average share of routine utilities available (%)		Percentage of facilities with all routine utilities available (%)		Continual availability of electricity		Continual availability of internet	Continual availability of telephone service		Continual availability of water	
		R1	R2	R1	R2	R1	R2	R2	R1	R2	R1	R2
NATIONAL	Somalia	62% (483)	58% (471)	19% (483)	19% (471)	47% (480)	58% (471)	55% (461)	73% (473)	64% (460)	70% (483)	55% (471)
FACILITY TYPE	District Hospital	61% (39)	65% (41)	18% (39)	30% (41)	45% (39)	84% (41)*	59% (40)	74% (37)	65% (41)	75% (39)	51% (41)
	Health Center	66% (363)	62% (349)*	23% (363)	21% (349)	54% (360)	62% (349)*	57% (346)	75% (360)	66% (345)	75% (363)	61% (349)*
	PHU	45% (81)	41% (81)*	2% (81)	6% (81)*	18% (81)	25% (81)*	45% (75)	66% (76)	56% (74)	47% (81)	33% (81)*
GEOGRAPHY	Rural	50% (125)	48% (125)*	4% (125)	6% (125)*	19% (125)	38% (125)*	51% (120)	68% (122)	61% (119)	58% (125)	42% (125)*
	Urban	66% (358)	62% (344)*	24% (358)	24% (344)*	57% (355)	65% (344)*	57% (339)	75% (351)	66% (339)	75% (358)	60% (344)*
GAVI PRIORITY	Non- priority	63% (268)	58% (259)	21% (268)	20% (259)	46% (266)	57% (259)	57% (254)	75% (263)	67% (255)	70% (268)	48% (259)*
	Priority	61% (215)	59% (212)	18% (215)	18% (212)	49% (214)	60% (212)	52% (207)	72% (210)	60% (205)	71% (215)	65% (212)*
STATE	BRA	71% (50)	65% (49)	24% (50)	27% (49)	71% (49)	78% (49)*	55% (49)	80% (50)	57% (47)	76% (50)	67% (49)
	Galmudug	53% (49)	60% (49)	13% (49)	12% (49)	30% (49)	57% (49)	52% (49)	72% (49)	74% (49)	56% (49)	59% (49)
	Hirshabelle	58% (80)	53% (74)*	16% (80)	11% (74)*	31% (80)	41% (74)*	53% (73)	78% (79)	57% (74)	68% (80)	59% (74)
	Jubaland	69% (53)	56% (50)	22% (53)	17% (50)	57% (51)	65% (50)	54% (48)	75% (51)	65% (49)	85% (53)	38% (50)*
	Puntland	61% (136)	57% (136)	15% (136)	17% (136)	48% (136)	59% (136)	51% (131)	76% (130)	64% (130)	65% (136)	52% (136)
	Southwest	62% (115)	62% (113)	25% (115)	28% (113)*	51% (115)	58% (113)	63% (111)*	64% (114)	68% (111)	74% (115)	60% (113)
REGION	Ayn	45% (5)	25% (5)*	0% (5)	0% (5)*	40% (5)	20% (5)	20% (5)	80% (5)	20% (5)*	40% (5)	40% (5)
	Bakool	48% (31)	46% (31)*	19% (31)	13% (31)	28% (31)	35% (31)*	48% (31)	56% (30)	57% (31)	63% (31)	44% (31)
	Banadir	71% (50)	65% (49)	24% (50)	27% (49)	71% (49)	78% (49)*	55% (49)	80% (50)	57% (47)	76% (50)	67% (49)
	Bari	57% (15)	63% (14)	11% (15)	16% (14)	45% (15)	61% (14)	52% (14)	60% (13)	72% (13)	70% (15)	71% (14)
	Bay	59% (59)	58% (57)	17% (59)	14% (57)	48% (59)	51% (57)	62% (55)	60% (59)	64% (55)	67% (59)	55% (57)
	Galgaduud	57% (32)	60% (32)	19% (32)	10% (32)	35% (32)	51% (32)	59% (32)	72% (32)	73% (32)	57% (32)	56% (32)
	Gedo	63% (23)	67% (23)	13% (23)	21% (23)	41% (22)	75% (23)	65% (21)	74% (23)	69% (22)	74% (23)	59% (23)
	Hiraan	61% (37)	56% (38)	22% (37)	8% (38)*	42% (37)	52% (38)	55% (38)	73% (36)	53% (38)	69% (37)	65% (38)
	Karkaar	57% (20)	53% (20)	9% (20)	19% (20)	52% (20)	38% (20)*	54% (19)	75% (19)	73% (19)	42% (20)	44% (20)
	Lower Juba	72% (30)	49% (27)	27% (30)	15% (27)	66% (29)	59% (27)	48% (27)	76% (28)	63% (27)	91% (30)	26% (27)*
	Lower Shabelle	83% (25)	86% (25)*	48% (25)	72% (25)*	76% (25)	92% (25)*	80% (25)*	80% (25)	88% (25)*	96% (25)	84% (25)*
	Middle Shabelle	56% (43)	50% (36)	12% (43)	14% (36)	21% (43)	32% (36)*	51% (35)	81% (43)	61% (36)	67% (43)	54% (36)
	Mudug	45% (17)	62% (17)	0% (17)	18% (17)	18% (17)	71% (17)	35% (17)	71% (17)	76% (17)	53% (17)	65% (17)
	Mudug Puntland	60% (29)	58% (29)	18% (29)	21% (29)	45% (29)	59% (29)	48% (29)	70% (27)	72% (29)	72% (29)	52% (29)
	Nugaal	66% (44)	64% (45)	19% (44)	25% (45)	56% (44)	85% (45)*	51% (42)	82% (43)	49% (42)	72% (44)	63% (45)
Ras- Asayr	59% (15)	51% (15)	14% (15)	0% (15)*	21% (15)	14% (15)*	79% (14)*	81% (15)	85% (14)*	55% (15)	28% (15)*	
Sool	66% (8)	47% (8)	13% (8)	0% (8)*	75% (8)	75% (8)	25% (8)	88% (8)	63% (8)	75% (8)	25% (8)	

# ANNEX: MEDICAL SUPPLIES (1/6)

Based on a rapid survey of 483 facilities in Somalia. R1: July 2025 (N = 483), R2: Jan 2026 (N = 471).

Sample sizes are reported in parentheses next to survey estimates. \* Indicates a statistically significant difference at the 5% level (p-value < 0.05) compared to other groups in the sample.



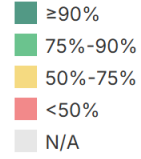
		Basic diagnostics				Contraceptives				Essential medicines				Medical equipment		Personal protective equipment (PPE)				Vaccines							
		Average share of tracer medical supplies and equipment available at facilities (%)		Percentage of facilities with all tracer medical supplies and equipment available (%)		Average percentage of tracer diagnostics available (%)		Percentage of facilities with all tracer diagnostics (%)		Average share of tracer reversible contraceptive methods available (%)		Percentage of facilities with all tracer reversible contraceptive methods (%)		Percentage of facilities with all tracer essential medicines (%)		Average percentage of tracer essential medicines available (%)		Percentage of facilities with all tracer medical equipment (%)	Average percentage of tracer medical equipment available (%)	Average percentage of tracer PPEs available (%)		Percentage of facilities with all tracer PPEs (%)		Average percentage of tracer vaccines available (%)		Percentage of facilities with all tracer vaccines (%)	
		R1	R2	R1	R2	R1	R2	R1	R2	R1	R2	R1	R2	R1	R2	R1	R2	R1	R1	R1	R2	R1	R2	R1	R2	R1	R2
<b>NATIONAL</b>	Somalia	64% (483)	64% (471)	1% (483)	1% (471)	65% (483)	65% (470)	27% (483)	32% (470)	15% (401)	28% (390)	3% (401)	5% (390)	4% (402)	2% (390)	54% (402)	55% (390)	27% (483)	78% (483)	67% (483)	66% (471)	26% (483)	29% (471)	92% (402)	94% (390)	88% (402)	92% (390)
<b>FACILITY TYPE</b>	District Hospital	81% (39)	83% (41)*	0% (39)	10% (41)*	89% (39)	93% (41)*	74% (39)	80% (41)*	35% (39)	50% (41)*	3% (39)	10% (41)	10% (39)	14% (41)*	74% (39)	74% (41)*	41% (39)	89% (39)*	90% (39)	94% (41)*	79% (39)	88% (41)*	90% (39)	95% (41)	81% (39)	94% (41)
	Health Center	64% (363)	65% (349)*	1% (363)	0% (349)*	70% (363)	69% (348)*	26% (363)	32% (348)	13% (362)	25% (349)*	3% (362)	5% (349)	3% (363)	1% (349)*	52% (363)	53% (349)*	20% (363)*	77% (363)	67% (363)	67% (349)	24% (363)	27% (349)	92% (363)	94% (349)	88% (363)	92% (349)
	PHU	52% (81)	48% (81)*	3% (81)	2% (81)	32% (81)	28% (81)*	8% (81)	10% (81)*									52% (81)*	78% (81)	54% (81)	50% (81)*	11% (81)	8% (81)*				
<b>GEOGRAPHY</b>	Rural	57% (125)	56% (125)*	2% (125)	1% (125)	52% (125)	51% (125)*	16% (125)	19% (125)*	10% (69)	18% (70)*	1% (69)	1% (70)*	2% (69)	0% (70)*	51% (69)	51% (70)	29% (125)	73% (125)*	60% (125)	58% (125)*	14% (125)	15% (125)*	84% (69)	88% (70)	80% (69)	84% (70)*
	Urban	66% (358)	66% (344)*	1% (358)	1% (344)	70% (358)	69% (343)*	31% (358)	37% (343)*	16% (332)	29% (318)*	3% (332)	6% (318)*	4% (333)	2% (318)	55% (333)	56% (318)	26% (358)	80% (358)*	69% (358)	69% (344)*	31% (358)	35% (344)*	93% (333)	95% (318)	89% (333)	94% (318)*
<b>GAVI PRIORITY</b>	Non- priority	64% (268)	62% (259)*	2% (268)	1% (259)	64% (268)	62% (259)*	26% (268)	30% (259)	15% (213)	25% (204)	4% (213)	7% (204)	5% (213)	1% (204)	56% (213)	55% (204)	29% (268)	79% (268)	66% (268)	62% (259)*	26% (268)	23% (259)*	89% (213)	93% (204)	84% (213)	91% (204)
	Priority	64% (215)	66% (212)*	1% (215)	2% (212)	67% (215)	68% (211)*	28% (215)	35% (211)	15% (188)	30% (186)	2% (188)	4% (186)	3% (189)	3% (186)	52% (189)	56% (186)	24% (215)	78% (215)	67% (215)	72% (212)*	27% (215)	37% (212)*	95% (189)	95% (186)	92% (189)	93% (186)
<b>STATE</b>	BRA	56% (50)	62% (49)	0% (50)	0% (49)*	61% (50)	61% (49)	26% (50)	24% (49)	16% (50)	26% (49)	6% (50)	2% (49)	0% (50)	2% (49)	38% (50)	49% (49)	18% (50)	80% (50)	64% (50)	76% (49)*	24% (50)	49% (49)*	92% (50)	95% (49)	86% (50)	94% (49)
	Galmudug	65% (49)	66% (49)	0% (49)	0% (49)*	72% (49)	68% (49)	34% (49)	35% (49)	15% (44)	28% (43)	2% (44)	5% (43)	4% (44)	0% (43)*	54% (44)	57% (43)	32% (49)	81% (49)	68% (49)	72% (49)	35% (49)	44% (49)*	88% (44)	92% (43)	78% (44)	92% (43)
	Hirshabelle	56% (80)	57% (74)*	1% (80)	1% (74)	65% (80)	66% (74)	36% (80)	37% (74)	7% (63)	21% (57)	0% (63)	7% (57)	2% (63)	4% (57)	50% (63)	53% (57)	14% (80)*	66% (80)*	62% (80)	59% (74)*	24% (80)	20% (74)*	80% (63)	83% (57)*	76% (63)	81% (57)*
	Jubaland	72% (53)	63% (50)	5% (53)	0% (50)*	68% (53)	58% (50)*	17% (53)	19% (50)*	16% (45)	13% (45)*	4% (45)	7% (45)	7% (46)	0% (45)*	64% (46)	53% (45)	39% (53)	84% (53)*	72% (53)	66% (50)	32% (53)	30% (50)	94% (46)	98% (45)*	92% (46)	98% (45)*
	Puntland	65% (136)	66% (136)*	1% (136)	1% (136)	61% (136)	64% (136)	23% (136)	40% (136)*	15% (96)	34% (96)*	1% (96)	2% (96)	3% (96)	1% (96)	57% (96)	58% (96)	43% (136)*	85% (136)*	66% (136)	64% (136)	21% (136)	23% (136)*	95% (96)	94% (96)	89% (96)	86% (96)
	Southwest	66% (115)	66% (113)	2% (115)	3% (113)	68% (115)	68% (112)	30% (115)	29% (112)	21% (103)	36% (100)*	5% (103)	7% (100)	6% (103)	4% (100)	58% (103)	58% (100)	12% (115)*	74% (115)*	69% (115)	68% (113)	29% (115)	30% (113)	98% (103)	100% (100)*	97% (103)	100% (100)*
<b>REGION</b>	Ayn	49% (5)	47% (5)*	0% (5)	0% (5)*	53% (5)	33% (5)	20% (5)	20% (5)	8% (5)	0% (5)*	0% (5)	0% (5)*	0% (5)	0% (5)*	30% (5)	34% (5)*	0% (5)*	71% (5)	73% (5)	53% (5)	60% (5)	20% (5)	80% (5)	80% (5)	80% (5)	80% (5)
	Bakool	66% (31)	62% (31)	3% (31)	3% (31)	65% (31)	56% (31)	19% (31)	19% (31)	23% (27)	35% (26)	7% (27)	4% (26)	7% (27)	4% (26)	61% (27)	57% (26)	17% (31)	73% (31)	67% (31)	63% (31)	28% (31)	19% (31)	96% (27)	100% (26)*	96% (27)	100% (26)*
	Banadir	56% (50)	62% (49)	0% (50)	0% (49)*	61% (50)	61% (49)	26% (50)	24% (49)	16% (50)	26% (49)	6% (50)	2% (49)	0% (50)	2% (49)	38% (50)	49% (49)	18% (50)	80% (50)	64% (50)	76% (49)*	24% (50)	49% (49)*	92% (50)	95% (49)	86% (50)	94% (49)
	Bari	61% (15)	64% (14)	6% (15)	0% (14)*	53% (15)	58% (14)	23% (15)	51% (14)	5% (12)	55% (11)*	0% (12)	0% (11)*	16% (12)	0% (11)*	59% (12)	64% (11)	53% (15)	83% (15)	56% (15)	69% (14)	17% (15)	32% (14)	81% (12)	89% (11)	63% (12)	82% (11)
	Bay	66% (59)	69% (57)*	0% (59)	4% (57)	70% (59)	70% (56)	33% (59)	36% (56)	22% (51)	40% (49)*	2% (51)	6% (49)	4% (51)	6% (49)	60% (51)	66% (49)*	12% (59)*	71% (59)*	67% (59)	75% (57)*	27% (59)	39% (57)	100% (51)	100% (49)*	98% (51)	100% (49)*
	Galgaduud	66% (32)	62% (32)	0% (32)	0% (32)*	73% (32)	63% (32)	35% (32)	32% (32)	20% (27)	30% (26)	4% (27)	8% (26)	4% (27)	0% (26)*	55% (27)	53% (26)	47% (32)*	85% (32)*	72% (32)	69% (32)	45% (32)	45% (32)	90% (27)	88% (26)	82% (27)	88% (26)
	Gedo	74% (23)	67% (23)	13% (23)	0% (23)*	72% (23)	73% (23)	35% (23)	38% (23)	19% (20)	11% (23)*	5% (20)	4% (23)	19% (21)	0% (23)*	65% (21)	55% (23)	43% (23)	81% (23)	78% (23)	70% (23)	48% (23)	30% (23)	86% (21)	96% (23)	86% (21)	96% (23)
	Hiraan	66% (37)	68% (38)*	3% (37)	0% (38)*	79% (37)	76% (38)*	48% (37)	55% (38)*	9% (30)	20% (29)	0% (30)	3% (29)	3% (30)	3% (29)	61% (30)	67% (29)*	17% (37)	71% (37)*	67% (37)	70% (38)	25% (37)	25% (38)	97% (30)	97% (29)	97% (30)	97% (29)
	Karkaar	63% (20)	62% (20)	0% (20)	0% (20)*	66% (20)	61% (20)	19% (20)	28% (20)	13% (17)	10% (17)*	0% (17)	0% (17)*	0% (17)	0% (17)*	49% (17)	50% (17)	37% (20)	83% (20)	72% (20)	64% (20)	24% (20)	28% (20)	96% (17)	100% (17)*	82% (17)	100% (17)*
	Lower Juba	71% (30)	60% (27)	0% (30)	0% (27)*	66% (30)	49% (27)*	6% (30)	7% (27)*	15% (25)	14% (22)*	4% (25)	9% (22)	0% (25)	0% (22)*	64% (25)	52% (22)	36% (30)	86% (30)*	68% (30)	64% (27)	23% (30)	30% (27)	99% (25)	100% (22)*	96% (25)	100% (22)*
	Lower Shabelle	66% (25)	63% (25)	4% (25)	0% (25)*	69% (25)	73% (25)	32% (25)	24% (25)	17% (25)	28% (25)	8% (25)	12% (25)	8% (25)	0% (25)*	52% (25)	46% (25)*	8% (25)*	82% (25)*	75% (25)	57% (25)	32% (25)	20% (25)	96% (25)	100% (25)*	96% (25)	100% (25)*
	Middle Shabelle	48% (43)	48% (36)*	0% (43)	3% (36)	54% (43)	58% (36)	26% (43)	22% (36)	6% (33)	22% (28)	0% (33)	11% (28)	0% (33)	4% (28)	40% (33)	41% (28)*	12% (43)*	61% (43)*	58% (43)	50% (36)*	23% (43)	17% (36)*	64% (33)	71% (28)*	58% (33)	68% (28)*
	Mudug	62% (17)	74% (17)*	0% (17)	0% (17)*	69% (17)	80% (17)*	29% (17)	41% (17)	7% (17)	24% (17)	0% (17)	0% (17)*	6% (17)	0% (17)*	52% (17)	66% (17)*	0% (17)*	74% (17)	59% (17)	79% (17)*	12% (17)	41% (17)	84% (17)	100% (17)*	71% (17)	100% (17)*
	Mudug Puntland	64% (29)	63% (29)	0% (29)	3% (29)	57% (29)	64% (29)	21% (29)	37% (29)	6% (22)	20% (22)	0% (22)	0% (22)*	0% (22)	0% (22)*	54% (22)	45% (22)*	42% (29)	83% (29)	64% (29)	59% (29)	14% (29)	21% (29)	100% (22)	92% (22)	100% (22)	86% (22)
	Nugaal	74% (44)	75% (45)*	0% (44)	2% (45)	71% (44)	74% (45)*	27% (44)	53% (45)*	33% (27)	62% (28)*	4% (27)	7% (28)	4% (27)	4% (28)	68% (27)	75% (28)*	44% (44)*	88% (44)*	73% (44)	71% (45)	26% (44)	26% (45)	99% (27)	95% (28)	96% (27)	79% (28)
Ras- Asayr	60% (15)	63% (15)	0% (15)	0% (15)*	44% (15)	50% (15)*	21% (15)	28% (15)	17% (5)	52% (5)*	0% (5)	0% (5)*	0% (5)	0% (5)*	66% (5)	66% (5)*	65% (15)*	92% (15)*	58% (15)	63% (15)	14% (15)	14% (15)	90% (5)	95% (5)	80% (5)	80% (5)	
Sool	61% (8)	65% (8)	0% (8)	0% (8)*	63% (8)	67% (8)	25% (8)	25% (8)	4% (8)	2% (8)*	0% (8)	0% (8)*	0% (8)	0% (8)*	46% (8)	50% (8)	25% (8)	88% (8)*	50% (8)	54% (8)	13% (8)	0% (8)*	97% (8)	100% (8)*	88% (8)	100% (8)*	



# ANNEX: MEDICAL SUPPLIES (3/6)

Based on a rapid survey of 483 facilities in Somalia. R1: July 2025 (N = 483), R2: Jan 2026 (N = 471).

Sample sizes are reported in parentheses next to survey estimates. \* Indicates a statistically significant difference at the 5% level (p-value < 0.05) compared to other groups in the sample.

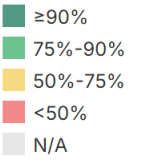


		Facilities reporting having different commodities currently available on site																															
		Contraceptives																		Vaccines													
		Average share of tracer reversible contraceptive methods available (%)		Percentage of facilities with all tracer reversible contraceptive methods (%)		Intrauterine contraceptive device (IUCD)		Implant		Injectable contraceptive		Oral contraceptive		Male condom		Female condom		Emergency contraceptive pill		Cycle beads for standard days method		Average percentage of tracer vaccines available (%)		Percentage of facilities with all tracer vaccines (%)		Measles and rubella vaccine		Penta vaccine (DPT + Hib + HepB)		BCG vaccine		Polio vaccine	
		R1	R2	R1	R2	R1	R2	R1	R2	R1	R2	R1	R2	R1	R2	R1	R2	R1	R2	R1	R2	R1	R2	R1	R2	R1	R2	R1	R2	R1	R2	R1	R2
<b>NATIONAL</b>	Somalia	15% (401)	28% (390)	3% (401)	5% (390)	28% (37)	41% (40)	55% (37)	60% (40)	17% (397)	34% (383)	26% (397)	41% (382)	14% (397)	26% (383)	5% (397)	10% (383)	16% (397)	32% (382)	11% (393)	23% (377)	92% (402)	94% (390)	88% (402)	92% (390)	92% (402)	95% (390)	91% (402)	95% (390)	92% (402)	92% (390)	93% (402)	94% (390)
<b>FACILITY TYPE</b>	District Hospital	35% (39)	50% (41)*	3% (39)	10% (41)	28% (37)	41% (40)	55% (37)	60% (40)	46% (39)	62% (39)*	53% (39)	70% (39)*	28% (39)	45% (39)*	11% (39)	21% (39)	43% (39)	59% (38)*	22% (38)	43% (38)*	90% (39)	95% (41)	81% (39)	94% (41)	88% (39)	96% (41)	88% (39)	96% (41)	91% (39)	94% (41)	93% (39)	96% (41)
	Health Center	13% (362)		3% (362)	5% (349)					14% (358)	31% (344)*	23% (358)		12% (358)		5% (358)	9% (344)	13% (358)		9% (355)	21% (339)*	92% (363)	94% (349)	88% (363)	92% (349)	92% (363)	95% (349)	91% (363)	95% (349)	93% (363)	92% (349)	93% (363)	94% (349)
	PHU																																
<b>GEOGRAPHY</b>	Rural	10% (69)	18% (70)*	1% (69)	1% (70)*	0% (1)	100% (1)*	0% (1)	0% (1)*	6% (68)	24% (69)*	21% (68)	30% (69)*	9% (68)	20% (69)	5% (68)	4% (69)*	12% (68)	18% (69)*	11% (68)	15% (69)	84% (69)	88% (70)	80% (69)	84% (70)*	84% (69)	89% (70)	83% (69)	89% (70)	85% (69)	84% (70)*	86% (69)	89% (70)
	Urban	16% (332)	29% (318)*	3% (332)	6% (318)*	29% (36)	38% (38)*	57% (36)	60% (38)	20% (329)	35% (312)	28% (329)	43% (311)	15% (329)	26% (312)	6% (329)	12% (312)*	17% (329)	35% (311)*	11% (325)	24% (306)	93% (333)	95% (318)	89% (333)	94% (318)*	93% (333)	96% (318)	92% (333)	96% (318)	94% (333)	94% (318)*	94% (333)	96% (318)
<b>GAVI PRIORITY</b>	Non- priority	15% (213)	25% (204)	4% (213)	7% (204)	28% (23)	39% (24)	54% (23)	54% (24)	17% (212)	32% (202)	25% (212)	37% (201)	14% (212)	24% (202)	7% (212)	12% (202)	16% (212)	27% (202)*	11% (210)	19% (198)*	89% (213)	93% (204)	84% (213)	91% (204)	89% (213)	94% (204)	88% (213)	94% (204)	90% (213)	91% (204)	90% (213)	94% (204)
	Priority	15% (188)	30% (186)	2% (188)	4% (186)	27% (14)	44% (16)	57% (14)	68% (16)	18% (185)	36% (181)	28% (185)	46% (181)	14% (185)	27% (181)	4% (185)	8% (181)	17% (185)	38% (180)*	10% (183)	28% (179)*	95% (189)	95% (186)	92% (189)	93% (186)	94% (189)	96% (186)	94% (189)	96% (186)	96% (189)	93% (186)	96% (189)	95% (186)
<b>STATE</b>	BRA	16% (50)	26% (49)	6% (50)	2% (49)	20% (5)	0% (4)*	20% (5)	25% (4)	20% (49)	35% (49)	24% (49)	40% (48)	22% (49)	27% (49)	6% (49)	12% (49)	14% (49)	25% (48)	8% (48)	15% (47)	92% (50)	95% (49)	86% (50)	94% (49)	92% (50)	94% (49)	88% (50)	96% (49)	94% (50)	96% (49)	94% (50)	94% (49)
	Galmudug	15% (44)	28% (43)	2% (44)	5% (43)	44% (9)	77% (8)*	67% (9)	87% (8)*	17% (44)	36% (42)	21% (44)	39% (42)	14% (44)	19% (42)	10% (44)	5% (42)	19% (44)	34% (42)	10% (43)	26% (42)	88% (44)	92% (43)	78% (44)	92% (43)	85% (44)	92% (43)	85% (44)	92% (43)	91% (44)	92% (43)	91% (44)	92% (43)
	Hirshabelle	7% (63)	21% (57)	0% (63)	7% (57)	0% (6)	16% (7)	16% (6)	29% (7)	5% (62)	25% (56)	16% (62)	31% (56)	5% (62)	29% (56)	5% (62)	11% (56)	6% (62)	18% (56)*	5% (62)	14% (56)	80% (63)	83% (57)*	76% (63)	81% (57)*	81% (63)	83% (57)*	76% (63)	83% (57)*	81% (63)	81% (57)*	81% (63)	83% (57)*
	Jubaland	16% (45)	13% (45)*	4% (45)	7% (45)	0% (3)	0% (4)*	59% (3)	39% (4)*	25% (45)	20% (45)*	26% (45)	19% (45)*	16% (45)	11% (45)*	7% (45)	7% (45)	15% (45)	12% (45)*	7% (43)	10% (45)*	94% (46)	98% (45)*	92% (46)	98% (45)*	95% (46)	98% (45)	92% (46)	98% (45)	95% (46)	98% (45)*	95% (46)	98% (45)*
	Puntland	15% (96)	34% (96)*	1% (96)	2% (96)	43% (11)	56% (11)	71% (11)	72% (11)	18% (94)	48% (93)*	24% (94)	53% (93)*	13% (94)	26% (93)	2% (94)	7% (93)	14% (94)	42% (93)*	12% (94)	29% (90)	95% (96)	94% (96)	89% (96)	86% (96)	95% (96)	97% (96)	96% (96)	97% (96)	94% (96)	86% (96)*	96% (96)	96% (96)
	Southwest	21% (103)	36% (100)*	5% (103)	7% (100)	36% (3)	64% (6)	100% (3)	81% (6)	20% (103)	33% (98)	39% (103)	52% (98)*	16% (103)	34% (98)*	6% (103)	17% (98)*	25% (103)	48% (98)*	16% (103)	33% (97)*	98% (103)	100% (100)*	97% (103)	100% (100)*	97% (103)	100% (100)*	98% (103)	100% (100)*	98% (103)	100% (100)*	98% (103)	100% (100)*
<b>REGION</b>	Ayn	8% (5)	0% (5)*	0% (5)	0% (5)*	0% (1)	0% (1)*	100% (1)	0% (1)*	0% (5)	0% (5)*	20% (5)	0% (5)*	0% (5)	0% (5)*	0% (5)	0% (5)*	20% (5)	0% (5)*	0% (5)	0% (5)*	80% (5)	80% (5)	80% (5)	80% (5)	80% (5)	80% (5)	80% (5)	80% (5)	80% (5)	80% (5)	80% (5)	80% (5)
	Bakool	23% (27)	35% (26)	7% (27)	4% (26)		100% (1)*		100% (1)*	11% (27)	24% (25)	41% (27)	48% (25)	37% (27)	40% (25)	7% (27)	28% (25)*	19% (27)	48% (25)	22% (27)	24% (25)	96% (27)	100% (26)*	96% (27)	100% (26)*	96% (27)	100% (26)*	96% (27)	100% (26)*	96% (27)	100% (26)*	96% (27)	100% (26)*
	Banadir	16% (50)	26% (49)	6% (50)	2% (49)	20% (5)	0% (4)*	20% (5)	25% (4)	20% (49)	35% (49)	24% (49)	40% (48)	22% (49)	27% (49)	6% (49)	12% (49)	14% (49)	25% (48)	8% (48)	15% (47)	92% (50)	95% (49)	86% (50)	94% (49)	92% (50)	94% (49)	88% (50)	96% (49)	94% (50)	96% (49)	94% (50)	94% (49)
	Bari	5% (12)	55% (11)*	0% (12)	0% (11)*					0% (12)	73% (11)*	0% (12)	82% (11)*	8% (12)	18% (11)	8% (12)	0% (11)*	8% (12)	82% (11)*	8% (12)	73% (11)*	81% (12)	89% (11)	63% (12)	82% (11)	71% (12)	91% (11)	87% (12)	91% (11)	79% (12)	82% (11)	87% (12)	91% (11)
	Bay	22% (51)	40% (49)*	2% (51)	6% (49)	0% (2)	75% (4)	100% (2)	100% (4)*	25% (51)	44% (48)	41% (51)	56% (48)*	10% (51)	38% (48)	4% (51)	10% (48)	33% (51)	54% (48)*	16% (51)	43% (47)*	100% (51)	100% (49)*	98% (51)	100% (49)*	98% (51)	100% (49)*	100% (51)	100% (49)*	100% (51)	100% (49)*	100% (51)	100% (49)*
	Galgaduud	20% (27)	30% (26)	4% (27)	8% (26)	38% (8)	86% (7)*	64% (8)	86% (7)	22% (27)	36% (25)	26% (27)	44% (25)	19% (27)	16% (25)	15% (27)	8% (25)	22% (27)	36% (25)	15% (27)	28% (25)	90% (27)	88% (26)	82% (27)	88% (26)	89% (27)	88% (26)	86% (27)	88% (26)	93% (27)	88% (26)	93% (27)	88% (26)
	Gedo	19% (20)	11% (23)*	5% (20)	4% (23)	0% (2)	0% (2)*	100% (2)	100% (2)*	35% (20)	17% (23)*	30% (20)	21% (23)*	15% (20)	13% (23)	5% (20)	4% (23)	20% (20)	8% (23)*	5% (19)	4% (23)*	86% (21)	96% (23)	86% (21)	96% (23)	86% (21)	96% (23)	86% (21)	96% (23)	86% (21)	96% (23)	86% (21)	96% (23)
	Hiraan	9% (30)	20% (29)	0% (30)	3% (29)	0% (2)	0% (4)*	50% (2)	25% (4)	3% (30)	29% (28)	24% (30)	29% (28)	7% (30)	25% (28)	3% (30)	4% (28)	10% (30)	18% (28)*	7% (30)	14% (28)	97% (30)	97% (29)	97% (30)	97% (29)	97% (30)	97% (29)	97% (30)	97% (29)	97% (30)	97% (29)	97% (30)	97% (29)
	Karkaar	13% (17)	10% (17)*	0% (17)	0% (17)*	75% (4)	50% (4)	75% (4)	75% (4)	12% (17)	13% (16)*	24% (17)	13% (16)*	6% (17)	0% (16)*	0% (17)	0% (16)*	12% (17)	13% (16)*	6% (17)	0% (15)*	96% (17)	100% (17)*	82% (17)	100% (17)*	94% (17)	100% (17)*	100% (17)	100% (17)*	88% (17)	100% (17)*	100% (17)	100% (17)*
	Lower Juba	15% (25)	14% (22)*	4% (25)	9% (22)	0% (1)	0% (2)*	0% (1)	0% (2)*	20% (25)	23% (22)	24% (25)	18% (22)*	16% (25)	9% (22)*	8% (25)	9% (22)	12% (25)	14% (22)*	8% (24)	14% (22)	99% (25)	100% (22)*	96% (25)	100% (22)*	100% (25)	100% (22)*	96% (25)	100% (22)*	100% (25)	100% (22)*	100% (25)	100% (22)*
	Lower Shabelle	17% (25)	28% (25)	8% (25)	12% (25)	100% (1)	0% (1)*	100% (1)	0% (1)*	16% (25)	20% (25)	32% (25)	48% (25)	12% (25)	24% (25)	8% (25)	20% (25)	16% (25)	36% (25)	12% (25)	24% (25)	96% (25)	100% (25)*	96% (25)	100% (25)*	96% (25)	100% (25)*	96% (25)	100% (25)*	96% (25)	100% (25)*	96% (25)	100% (25)*
	Middle Shabelle	6% (33)	22% (28)	0% (33)	11% (28)	0% (4)	33% (3)	0% (4)	33% (3)	6% (32)	21% (28)	9% (32)	32% (28)	3% (32)	32% (28)	6% (32)	18% (28)	3% (32)	18% (28)*	3% (32)	14% (28)	64% (33)	71% (28)*	58% (33)	68% (28)*	67% (33)	71% (28)*	58% (33)	71% (28)*	67% (33)	68% (28)*	67% (33)	71% (28)*
	Mudug	7% (17)	24% (17)	0% (17)	0% (17)*	100% (1)	0% (1)*	100% (1)	100% (1)*	6% (17)	35% (17)	12% (17)	29% (17)	6% (17)	24% (17)	0% (17)	0% (17)*	12% (17)	29% (17)	0% (16)	24% (17)	84% (17)	100% (17)*	71% (17)	100% (17)*	76% (17)	100% (17)*	82% (17)	100% (17)*	88% (17)	100% (17)*	88% (17)	100% (17)*
	Mudug Puntland	6% (22)	20% (22)	0% (22)	0% (22)*	0% (2)	50% (2)	50% (2)	50% (2)	5% (21)	23% (22)	10% (21)	41% (22)	5% (21)	23% (22)	0% (21)	0% (22)*	10% (21)	23% (22)	10% (21)	14% (22)	100% (22)	92% (22)	100% (22)	86% (22)	100% (22)	95% (22)	100% (22)	95% (22)	100% (22)	86% (22)	100% (22)	91% (22)
	Nugaal	33% (27)	62% (28)*	4% (27)	7% (28)	33% (3)	100% (3)*	67% (3)	100% (3)*	42% (26)	92% (26)*	54% (26)	88% (26)*	31% (26)	54% (26)*	4% (26)	23% (26)	27% (26)	73% (26)*	27% (26)	58% (24)*	99% (27)	95% (28)	96% (27)	79% (28)	100% (27)	100% (28)*	100% (27)	100% (28)*	96% (27)	79% (28)	100% (27)	100% (28)*
	Ras- Asayr	17% (5)	52% (5)*	0% (5)	0% (5)*	100% (1)	0% (1)*	100% (1)	100% (1)*	40% (5)	100% (5)*	20% (5)	80% (5)	20% (5)	40% (5)	0% (5)	0% (5)*	0% (5)	80% (5)*	0% (5)	20% (5)	90% (5)	95% (5)	80% (5)	80% (5)	100% (5)	100% (5)*	80% (5)	100% (5)*	100% (5)	80% (5)	80% (5)	100% (5)*
Sool	4% (8)	2% (8)*	0% (8)	0% (8)*					13% (8)	0% (8)*	13% (8)	13% (8)*	0% (8)	0% (8)*	0% (8)	0% (8)*	0% (8)	0% (8)*	0% (8)	0% (8)*	97% (8)	100% (8)*	88% (8)	100% (8)*	100% (8)	100% (8)*	100% (8)	100% (8)*	100% (8)	100% (8)*	88% (8)	100% (8)*	

# ANNEX: MEDICAL SUPPLIES (4/6)

Based on a rapid survey of 483 facilities in Somalia. R1: July 2025 (N = 483), R2: Jan 2026 (N = 471).

Sample sizes are reported in parentheses next to survey estimates. \* Indicates a statistically significant difference at the 5% level (p-value < 0.05) compared to other groups in the sample.



		Facilities reporting having different commodities currently available on site																				
		Medical equipment										Personal protective equipment (PPE)										
		Percentage of facilities with all tracer medical equipment (%)	Average percentage of tracer medical equipment available (%)	Functional thermometer	Functional child weighing scale	Functional height board	Functional blood pressure apparatus	Oxygen delivery apparatus	Speculum	Equipment to collect pap smear specimen	Refrigerator continuous temperature monitoring	Cold box or vaccine carrier with ice packs	Average percentage of tracer PPEs available (%)		Percentage of facilities with all tracer PPEs (%)		Respirator Masks (e.g. N95, FFP2)		Surgical or medical masks		Latex or other disposable gloves	
		R1	R1	R1	R1	R1	R1	R1	R1	R1	R1	R1	R1	R2	R1	R2	R1	R2	R1	R2	R1	R2
<b>NATIONAL</b>	Somalia	27% (483)	78% (483)	96% (483)	94% (402)	85% (483)	93% (483)	48% (402)	51% (402)	54% (39)	65% (402)	91% (402)	67% (483)	66% (471)	26% (483)	29% (471)	63% (482)	59% (470)	47% (482)	49% (470)	90% (483)	90% (471)
<b>FACILITY TYPE</b>	District Hospital	41% (39)	89% (39)*	100% (39)*	97% (39)	90% (39)	100% (39)*	88% (39)*	79% (39)*	54% (39)	93% (39)*	95% (39)	90% (39)	94% (41)*	79% (39)	88% (41)*	87% (39)	95% (41)*	92% (39)	95% (41)*	92% (39)	93% (41)
	Health Center	20% (363)*	77% (363)	97% (363)	93% (363)	89% (363)*	94% (363)	43% (363)*	47% (363)*		62% (363)*	90% (363)	67% (363)	67% (349)	24% (363)	27% (349)	63% (362)	63% (348)*	44% (362)	45% (348)*	92% (363)	91% (349)
	PHU	52% (81)*	78% (81)	89% (81)*		60% (81)*	84% (81)*						54% (81)	50% (81)*	11% (81)	8% (81)*	48% (81)	25% (81)*	33% (81)	43% (81)	80% (81)	82% (81)
<b>GEOGRAPHY</b>	Rural	29% (125)	73% (125)*	91% (125)*	84% (69)*	73% (125)*	88% (125)*	37% (69)*	38% (69)*	0% (1)*	44% (69)*	85% (69)	60% (125)	58% (125)*	14% (125)	15% (125)*	53% (125)	44% (124)*	38% (125)	40% (124)*	87% (125)	88% (125)
	Urban	26% (358)	80% (358)*	97% (358)*	96% (333)*	89% (358)*	95% (358)*	50% (333)*	53% (333)*	55% (38)*	69% (333)*	92% (333)	69% (358)	69% (344)*	31% (358)	35% (344)*	66% (357)	65% (344)*	49% (357)	52% (344)*	91% (358)	91% (344)
<b>GAVI PRIORITY</b>	Non- priority	29% (268)	79% (268)	96% (268)	92% (213)	84% (268)	93% (268)	50% (213)	53% (213)	52% (23)	68% (213)	91% (213)	66% (268)	62% (259)*	26% (268)	23% (259)*	62% (268)	54% (258)*	46% (268)	41% (258)*	89% (268)	90% (259)
	Priority	24% (215)	78% (215)	96% (215)	95% (189)	86% (215)	93% (215)	45% (189)	47% (189)	56% (16)	62% (189)	91% (189)	67% (215)	72% (212)*	27% (215)	37% (212)*	63% (214)	66% (212)*	47% (214)	59% (212)*	91% (215)	90% (212)
<b>STATE</b>	BRA	18% (50)	80% (50)	98% (50)	100% (50)*	94% (50)*	90% (50)	42% (50)	46% (50)	60% (5)	72% (50)	96% (50)	64% (50)	76% (49)*	24% (50)	49% (49)*	56% (50)	61% (49)	48% (50)	73% (49)*	88% (50)	94% (49)
	Galmudug	32% (49)	81% (49)	100% (49)*	98% (44)*	91% (49)	96% (49)	59% (44)	41% (44)	79% (9)	69% (44)	93% (44)	68% (49)	72% (49)	35% (49)	44% (49)*	60% (49)	73% (48)*	50% (49)	48% (48)	93% (49)	93% (49)
	Hirshabelle	14% (80)*	66% (80)*	93% (80)	78% (63)*	61% (80)*	88% (80)	44% (63)	45% (63)	25% (8)	45% (63)*	83% (63)*	62% (80)	59% (74)*	24% (80)	20% (74)*	65% (80)	45% (74)*	39% (80)	43% (74)	80% (80)	88% (74)
	Jubaland	39% (53)	84% (53)*	97% (53)	100% (46)*	93% (53)*	98% (53)*	51% (46)	65% (46)*	71% (3)	72% (46)	89% (46)	72% (53)	66% (50)	32% (53)	30% (50)	73% (53)	62% (50)	46% (53)	47% (50)	96% (53)	90% (50)
	Puntland	43% (136)*	85% (136)*	94% (136)	95% (96)	94% (136)*	96% (136)	56% (96)	61% (96)*	45% (11)	74% (96)*	97% (96)*	66% (136)	64% (136)	21% (136)	23% (136)*	59% (136)	61% (136)	48% (136)	46% (136)	90% (136)	86% (136)
	Southwest	12% (115)*	74% (115)*	97% (115)	95% (103)	81% (115)	91% (115)	39% (103)*	43% (103)	64% (3)	62% (103)	87% (103)	69% (115)	68% (113)	29% (115)	30% (113)	64% (114)	61% (113)	50% (114)	49% (113)	93% (115)	93% (113)
<b>REGION</b>	Ayn	0% (5)*	71% (5)	80% (5)	100% (5)*	80% (5)	80% (5)	60% (5)	20% (5)	100% (1)*	60% (5)	80% (5)	73% (5)	53% (5)	60% (5)	20% (5)	60% (5)	60% (5)	60% (5)	20% (5)	100% (5)	80% (5)
	Bakool	17% (31)	73% (31)	94% (31)	89% (27)	80% (31)	87% (31)	44% (27)	56% (27)		44% (27)*	78% (27)	67% (31)	63% (31)	28% (31)	19% (31)	73% (30)	63% (31)	43% (30)	25% (31)*	84% (31)	100% (31)*
	Banadir	18% (50)	80% (50)	98% (50)	100% (50)*	94% (50)*	90% (50)	42% (50)	46% (50)	60% (5)	72% (50)	96% (50)	64% (50)	76% (49)*	24% (50)	49% (49)*	56% (50)	61% (49)	48% (50)	73% (49)*	88% (50)	94% (49)
	Bari	53% (15)	83% (15)	90% (15)	87% (12)	90% (15)	100% (15)*	55% (12)	55% (12)		71% (12)	87% (12)	56% (15)	69% (14)	17% (15)	32% (14)	49% (15)	64% (14)	38% (15)	52% (14)	81% (15)	90% (14)
	Bay	12% (59)*	71% (59)*	97% (59)	94% (51)	74% (59)*	88% (59)	35% (51)	39% (51)	100% (2)*	57% (51)	84% (51)	67% (59)	75% (57)*	27% (59)	39% (57)	56% (59)	68% (57)	50% (59)	63% (57)*	95% (59)	93% (57)
	Galgaduud	47% (32)*	85% (32)*	100% (32)*	100% (27)*	92% (32)	97% (32)	59% (27)	59% (27)	87% (8)*	74% (27)	93% (27)	72% (32)	69% (32)	45% (32)	45% (32)	63% (32)	66% (31)	54% (32)	49% (31)	97% (32)	90% (32)
	Gedo	43% (23)	81% (23)	91% (23)	100% (21)*	91% (23)	100% (23)*	62% (21)	67% (21)	50% (2)	52% (21)	71% (21)*	78% (23)	70% (23)	48% (23)	30% (23)	74% (23)	47% (23)	61% (23)	70% (23)*	100% (23)	92% (23)
	Hiraan	17% (37)	71% (37)*	98% (37)	91% (30)	73% (37)*	87% (37)	53% (30)	54% (30)	25% (4)	41% (30)*	95% (30)*	67% (37)	70% (38)	25% (37)	25% (38)	62% (37)	61% (38)	52% (37)	51% (38)	85% (37)	97% (38)*
	Karkaar	37% (20)	83% (20)	93% (20)	100% (17)*	93% (20)	89% (20)	65% (17)	65% (17)	25% (4)	88% (17)*	100% (17)*	72% (20)	64% (20)	24% (20)	28% (20)	65% (20)	52% (20)	49% (20)	44% (20)	100% (20)	95% (20)
	Lower Juba	36% (30)	86% (30)*	100% (30)*	100% (25)*	94% (30)*	97% (30)	44% (25)	64% (25)	100% (1)*	84% (25)*	100% (25)*	68% (30)	64% (27)	23% (30)	30% (27)	73% (30)	70% (27)	37% (30)	33% (27)	94% (30)	89% (27)
	Lower Shabelle	8% (25)*	82% (25)*	100% (25)*	100% (25)*	96% (25)*	100% (25)*	40% (25)	40% (25)	0% (1)*	84% (25)*	100% (25)*	75% (25)	57% (25)	32% (25)	20% (25)	72% (25)	44% (25)	56% (25)	40% (25)	96% (25)	88% (25)
	Middle Shabelle	12% (43)*	61% (43)*	88% (43)	67% (33)*	52% (43)*	88% (43)	36% (33)	36% (33)	25% (4)	48% (33)*	73% (33)*	58% (43)	50% (36)*	23% (43)	17% (36)*	68% (43)	33% (36)*	28% (43)	36% (36)	77% (43)	80% (36)
	Mudug	0% (17)*	74% (17)	100% (17)*	94% (17)	88% (17)	94% (17)	59% (17)	6% (17)*	0% (1)*	59% (17)	94% (17)	59% (17)	79% (17)*	12% (17)	41% (17)	53% (17)	88% (17)*	41% (17)	47% (17)	82% (17)	100% (17)*
	Mudug Puntland	42% (29)	83% (29)	90% (29)	95% (22)	96% (29)*	97% (29)	51% (22)	55% (22)	50% (2)	77% (22)	100% (22)*	64% (29)	59% (29)	14% (29)	21% (29)	69% (29)	62% (29)	39% (29)	45% (29)	83% (29)	69% (29)*
	Nugaal	44% (44)*	88% (44)*	98% (44)	98% (27)	94% (44)*	98% (44)*	44% (27)	81% (27)*	33% (3)	70% (27)	100% (27)*	73% (44)	71% (45)	26% (44)	26% (45)	64% (44)	71% (45)*	55% (44)	47% (45)	100% (44)	94% (45)
	Ras- Asayr	65% (15)*	92% (15)*	100% (15)*	100% (5)*	100% (15)*	94% (15)	80% (5)	20% (5)	100% (1)*	60% (5)	100% (5)*	58% (15)	63% (15)	14% (15)	14% (15)	34% (15)	28% (15)*	54% (15)	74% (15)*	87% (15)	87% (15)
Sool	25% (8)	88% (8)*	100% (8)*	88% (8)	100% (8)*	100% (8)*	88% (8)*	63% (8)		63% (8)	100% (8)*	50% (8)	54% (8)	13% (8)	0% (8)*	38% (8)	75% (8)	50% (8)	0% (8)*	63% (8)	88% (8)	

# ANNEX: MEDICAL SUPPLIES (5/6)



Based on a rapid survey of 467 facilities in Somalia. R1: July 2025 (N = 483), R2: Jan 2026 (N = 471).

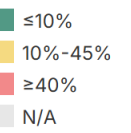
Sample sizes are reported in parentheses next to survey estimates. \* Indicates a statistically significant difference at the 5% level (p-value < 0.05) compared to other groups in the sample.

		Facilities reporting strategies used when a patient requires medication that is unavailable on-site								Facilities reporting frequency at which orders for medicines are placed						Facilities reporting frequency at which orders for medicines are received						Facilities reporting methods for recording the receipt, inventory, and dispensing of medicines		
		Use or prescribe a less suitable medicine		Instruct the patient to purchase the medicine elsewhere		Refer or transfer the patient to another health facility		Delay treatment until the medicine is in stock		Every two weeks	Less than quarterly	Monthly	Every other month	Quarterly	Weekly	Every two weeks	Less than quarterly	Monthly	Every other month	Quarterly	Weekly	IT systems only (including mobile phone applications)	Paper records and one or more IT systems (including mobile phone applications)	Paper records only
		R1	R2	R1	R2	R1	R2	R1	R2	R1	R1	R1	R1	R1	R1	R1	R1	R1	R1	R1	R1	R1	R1	R1
<b>NATIONAL</b>	Somalia	52% (393)	11% (386)	81% (395)	84% (385)	81% (396)	91% (386)	6% (389)	6% (384)	2% (393)	2% (393)	28% (393)	5% (393)	52% (393)	10% (393)	6% (387)	2% (387)	26% (387)	3% (387)	33% (387)	28% (387)	7% (396)	19% (396)	74% (396)
<b>FACILITY TYPE</b>	District Hospital	71% (38)	14% (38)	82% (38)	83% (38)	79% (38)	81% (38)	11% (38)	10% (38)	5% (39)	2% (39)	32% (39)	0% (39)*	56% (39)	5% (39)	3% (38)	5% (38)	28% (38)	0% (38)*	39% (38)	26% (38)	13% (38)	22% (38)	65% (38)
	Health Center	50% (355)	10% (348)	81% (357)	84% (347)	81% (358)	92% (348)	6% (351)	5% (346)	2% (354)	1% (354)	28% (354)	6% (354)*	52% (354)	11% (354)	7% (349)	2% (349)	26% (349)	4% (349)*	32% (349)	29% (349)	6% (358)	19% (358)	75% (358)
	PHU																							
<b>GEOGRAPHY</b>	Rural	60% (69)	12% (70)	86% (68)	93% (70)*	84% (69)	87% (70)	11% (66)	7% (70)	1% (67)	1% (67)	19% (67)*	7% (67)	65% (67)*	6% (67)	6% (67)	3% (67)	25% (67)	5% (67)	39% (67)	23% (67)	7% (67)	26% (67)	67% (67)
	Urban	50% (324)	10% (314)	80% (327)	82% (313)*	81% (327)	92% (314)	6% (323)	5% (312)	2% (326)	2% (326)	30% (326)*	5% (326)	49% (326)*	11% (326)	7% (320)	2% (320)	27% (320)	3% (320)	31% (320)	30% (320)	6% (329)	18% (329)	75% (329)
<b>GAVI PRIORITY</b>	Non- priority	54% (206)	9% (202)	85% (208)	86% (201)	85% (208)	89% (202)	6% (202)	6% (201)	2% (209)	1% (209)	29% (209)	4% (209)	54% (209)	9% (209)	6% (207)	4% (207)	28% (207)	3% (207)	33% (207)	27% (207)	7% (211)	20% (211)	72% (211)
	Priority	50% (187)	12% (184)	76% (187)	82% (184)	77% (188)	93% (184)	6% (187)	6% (183)	3% (184)	2% (184)	27% (184)	7% (184)	50% (184)	12% (184)	7% (180)	1% (180)	24% (180)	4% (180)	32% (180)	31% (180)	6% (185)	18% (185)	76% (185)
<b>STATE</b>	BRA	48% (50)	8% (48)	78% (50)	75% (48)	80% (50)	90% (48)	8% (50)	9% (47)	4% (46)	4% (46)	41% (46)	7% (46)	30% (46)*	13% (46)	2% (46)	2% (46)	37% (46)	9% (46)	13% (46)*	35% (46)	6% (47)	26% (47)	68% (47)
	Galmudug	51% (42)	20% (43)	82% (43)	85% (43)	76% (43)	95% (43)	20% (42)	7% (43)	2% (44)	2% (44)	19% (44)	9% (44)	57% (44)	11% (44)	7% (43)	2% (43)	17% (43)	3% (43)	39% (43)	32% (43)	6% (44)	17% (44)	77% (44)
	Hirshabelle	51% (61)	12% (56)	84% (63)	90% (56)	83% (63)	85% (56)	7% (59)	2% (56)*	2% (60)	2% (60)	28% (60)	3% (60)	55% (60)	10% (60)	5% (60)	5% (60)	32% (60)	7% (60)	30% (60)	21% (60)	3% (61)	22% (61)	75% (61)
	Jubaland	61% (45)	14% (45)	77% (45)	76% (45)	89% (45)	91% (45)	6% (44)	5% (45)	4% (46)	2% (46)	40% (46)	4% (46)	34% (46)*	16% (46)	10% (45)	2% (45)	36% (45)	2% (45)	20% (45)*	31% (45)	13% (46)	24% (46)	63% (46)
	Puntland	52% (96)	10% (95)	84% (95)	88% (95)	81% (96)	93% (95)	3% (96)	7% (94)	1% (95)	0% (95)*	11% (95)*	8% (95)	79% (95)*	2% (95)*	6% (93)	4% (93)	15% (93)*	1% (93)*	52% (93)*	21% (93)	9% (96)	16% (96)	74% (96)
	Southwest	51% (99)	5% (99)*	79% (99)	85% (98)	79% (99)	92% (99)	3% (98)	5% (99)	2% (102)	1% (102)	37% (102)*	4% (102)	43% (102)*	14% (102)	7% (100)	0% (100)*	26% (100)	2% (100)	30% (100)	34% (100)	3% (102)	17% (102)	80% (102)
<b>REGION</b>	Ayn	100% (5)	20% (5)	100% (5)	80% (5)	100% (5)	80% (5)	0% (5)	40% (5)	0% (4)*	0% (4)*	25% (4)	25% (4)	25% (4)	25% (4)	0% (4)*	0% (4)*	50% (4)	0% (4)*	0% (4)*	50% (4)	20% (5)	0% (5)*	80% (5)
	Bakool	48% (25)	8% (25)	80% (25)	76% (25)	92% (25)	96% (25)	0% (25)	4% (25)	0% (26)*	0% (26)*	50% (26)*	8% (26)	35% (26)	8% (26)	15% (26)	0% (26)*	23% (26)	12% (26)	23% (26)	27% (26)	0% (26)*	15% (26)	85% (26)
	Banadir	48% (50)	8% (48)	78% (50)	75% (48)	80% (50)	90% (48)	8% (50)	9% (47)	4% (46)	4% (46)	41% (46)	7% (46)	30% (46)*	13% (46)	2% (46)	2% (46)	37% (46)	9% (46)	13% (46)*	35% (46)	6% (47)	26% (47)	68% (47)
	Bari	16% (12)	0% (11)*	61% (12)	82% (11)	53% (12)	100% (11)*	8% (12)	9% (11)	0% (12)*	0% (12)*	0% (12)*	13% (12)	87% (12)*	0% (12)*	8% (12)	0% (12)*	16% (12)	0% (12)*	68% (12)*	8% (12)*	8% (12)	0% (12)*	92% (12)*
	Bay	49% (51)	2% (49)*	75% (51)	88% (49)	76% (51)	92% (49)	2% (51)	6% (49)	4% (51)	0% (51)*	29% (51)	4% (51)	41% (51)	22% (51)*	6% (49)	0% (49)*	24% (49)	0% (49)*	29% (49)	41% (49)	4% (51)	20% (51)	76% (51)
	Galgaduud	60% (25)	27% (26)	81% (26)	81% (26)	66% (26)	96% (26)	23% (26)	8% (26)	0% (27)*	4% (27)	25% (27)	7% (27)	56% (27)	7% (27)	7% (27)	0% (27)*	22% (27)	4% (27)	34% (27)	33% (27)	0% (27)*	11% (27)	89% (27)*
	Gedo	70% (20)	8% (23)	65% (20)	62% (23)*	85% (20)	79% (23)	10% (20)	7% (23)	10% (21)	5% (21)	14% (21)	10% (21)	38% (21)	24% (21)	19% (21)	5% (21)	19% (21)	5% (21)	19% (21)	33% (21)	14% (21)	24% (21)	62% (21)
	Hiraan	47% (30)	10% (29)	87% (30)	86% (29)	84% (30)	93% (29)	4% (28)	3% (29)	0% (30)*	0% (30)*	16% (30)	0% (30)*	71% (30)*	13% (30)	3% (30)	3% (30)	20% (30)	3% (30)	41% (30)	30% (30)	3% (30)	20% (30)	76% (30)
	Karkaar	59% (17)	12% (17)	88% (17)	94% (17)	82% (17)	82% (17)	6% (17)	12% (17)	0% (17)*	0% (17)*	6% (17)*	12% (17)	82% (17)*	0% (17)*	0% (17)*	12% (17)	6% (17)*	6% (17)	41% (17)	35% (17)	6% (17)	18% (17)	76% (17)
	Lower Juba	56% (25)	18% (22)	84% (25)	86% (22)	92% (25)	100% (22)*	4% (24)	5% (22)	0% (25)*	0% (25)*	56% (25)*	0% (25)*	32% (25)*	12% (25)	4% (24)	0% (24)*	46% (24)*	0% (24)*	21% (24)	29% (24)	12% (25)	24% (25)	64% (25)
	Lower Shabelle	57% (23)	8% (25)	87% (23)	88% (24)	74% (23)	88% (25)	9% (22)	4% (25)	0% (25)*	4% (25)	40% (25)	0% (25)*	52% (25)	4% (25)	4% (25)	0% (25)*	32% (25)	0% (25)*	36% (25)	28% (25)	4% (25)	12% (25)	84% (25)
	Middle Shabelle	55% (31)	15% (27)	82% (33)	93% (27)	82% (33)	78% (27)	10% (31)	0% (27)*	3% (30)	3% (30)	40% (30)	7% (30)	40% (30)	7% (30)	7% (30)	7% (30)	43% (30)*	10% (30)	20% (30)	13% (30)*	3% (31)	23% (31)	74% (31)
	Mudug	35% (17)	6% (17)	82% (17)	94% (17)	94% (17)	94% (17)	13% (16)	6% (17)	6% (17)	0% (17)*	6% (17)*	12% (17)	59% (17)	18% (17)	6% (16)	6% (16)	6% (16)*	0% (16)*	50% (16)	31% (16)	18% (17)	29% (17)	53% (17)
	Mudug Puntland	49% (22)	18% (22)	86% (22)	77% (22)	86% (22)	91% (22)	0% (22)	5% (22)	0% (22)*	0% (22)*	32% (22)	5% (22)	64% (22)	0% (22)*	5% (20)	0% (20)*	25% (20)	0% (20)*	50% (20)	20% (20)	8% (22)	23% (22)	69% (22)
	Nugaal	56% (27)	7% (27)	81% (26)	96% (27)*	81% (27)	100% (27)*	0% (27)	0% (26)*	0% (27)*	0% (27)*	0% (27)*	4% (27)	93% (27)*	4% (27)	7% (27)	4% (27)	11% (27)*	0% (27)*	59% (27)*	19% (27)	15% (27)	22% (27)	63% (27)
	Ras- Asayr	60% (5)	0% (5)*	100% (5)	100% (5)*	80% (5)	80% (5)	0% (5)	0% (5)*	0% (5)*	0% (5)*	0% (5)*	0% (5)*	100% (5)*	0% (5)*	20% (5)	20% (5)	20% (5)	0% (5)*	40% (5)	0% (5)*	0% (5)*	0% (5)*	100% (5)*
Sool	50% (8)	0% (8)*	100% (8)	88% (8)	88% (8)	100% (8)*	13% (8)	13% (8)	13% (8)	0% (8)*	0% (8)*	13% (8)	75% (8)	0% (8)*	13% (8)	0% (8)*	0% (8)*	0% (8)*	63% (8)	25% (8)	0% (8)*	13% (8)	88% (8)	

# ANNEX: MEDICAL SUPPLIES (6/6)

Based on a rapid survey of 467 facilities in Somalia. R1: July 2025 (N = 483), R2: Jan 2026 (N = 471).

Sample sizes are reported in parentheses next to survey estimates. \* Indicates a statistically significant difference at the 5% level (p-value < 0.05) compared to other groups in the sample.

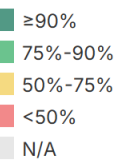


		Facilities reporting frequent or very frequent stockouts of supplies for specific services in the past three months												Facilities reporting challenges related to medical supplies in the past three months					
		Stockouts in supplies for adult NCD services		Stockouts in supplies infectious disease services		Stockouts in supplies for reproductive and FP services		Stockouts in supplies for maternal, newborn, and child services		Stockouts in supplies for emergency care services (trauma and oxygen services)		Stockouts in vaccines (any type)		Lack of space for storage	No delivery (or pickup) vehicle available	Patient numbers were greater than expected	Some supplies are available, but unusable/expired	Lack of funds to order additional supplies	Shortages at the district- or higher-level
		R1	R2	R1	R2	R1	R2	R1	R2	R1	R2	R1	R2	R1	R1	R1	R1	R1	R1
<b>NATIONAL</b>	Somalia	30% (467)	20% (452)	40% (458)	29% (443)	42% (422)	29% (428)	24% (364)	10% (377)	34% (355)	15% (377)	16% (358)	6% (384)	47% (389)	51% (389)	62% (389)	31% (386)	57% (386)	42% (368)
<b>FACILITY TYPE</b>	District Hospital	26% (38)	12% (41)	24% (38)	20% (41)	17% (37)	15% (38)*	19% (38)	2% (40)*	17% (35)	6% (39)*	15% (35)	2% (41)	59% (34)	60% (34)	76% (34)*	41% (34)	59% (34)	56% (32)
	Health Center	25% (354)	17% (340)*	38% (348)	28% (332)	41% (322)	28% (326)	25% (326)	10% (337)*	36% (320)	16% (338)*	16% (323)	6% (343)	43% (288)*	48% (288)*	61% (288)	29% (288)	55% (288)	38% (278)*
	PHU	58% (75)	38% (71)*	60% (72)	37% (70)	64% (63)	43% (64)*							58% (67)	62% (67)	58% (67)	34% (64)	66% (64)	55% (58)*
<b>GEOGRAPHY</b>	Rural	40% (119)	27% (119)*	45% (117)	33% (115)	53% (107)	39% (107)*	31% (64)	10% (69)	40% (65)	17% (69)	24% (65)	9% (70)	57% (103)*	54% (103)	60% (103)	33% (100)	63% (100)	43% (95)
	Urban	26% (348)	17% (331)*	38% (341)	27% (326)	38% (315)	26% (319)*	23% (300)	10% (306)	32% (290)	14% (306)	15% (293)	5% (312)	43% (286)*	50% (286)	63% (286)	31% (286)	55% (286)	41% (273)
<b>GAVI PRIORITY</b>	Non- priority	31% (261)	19% (249)	41% (256)	32% (242)	45% (235)	26% (229)	26% (195)	10% (197)	35% (193)	13% (200)	16% (194)	6% (201)	50% (223)	50% (223)	65% (223)	31% (222)	62% (221)*	43% (207)
	Priority	28% (206)	20% (203)	39% (202)	24% (201)	37% (187)	33% (199)	22% (169)	9% (180)	32% (162)	17% (177)	16% (164)	5% (183)	43% (166)	52% (166)	58% (166)	32% (164)	50% (165)*	40% (161)
<b>STATE</b>	BRA	31% (49)	22% (45)	40% (48)	11% (46)*	33% (48)	24% (42)	27% (48)	6% (48)	32% (44)	13% (46)	20% (46)	4% (47)	45% (38)	55% (38)	68% (38)	24% (38)	53% (38)	47% (38)
	Galmudug	26% (47)	20% (49)	28% (45)	36% (47)	29% (45)	44% (48)*	12% (42)	13% (43)	23% (40)	25% (43)	11% (42)	3% (43)	59% (44)	56% (44)	65% (44)	38% (44)	55% (44)	49% (42)
	Hirshabelle	35% (77)	28% (74)	45% (76)	36% (73)	49% (72)	44% (68)*	40% (58)	12% (56)	40% (57)	13% (57)	23% (56)	13% (57)*	54% (72)	57% (72)	66% (72)	30% (70)	68% (72)*	54% (67)*
	Jubaland	21% (53)	10% (50)*	30% (50)	23% (47)	28% (43)	24% (43)	24% (41)	5% (44)	36% (42)	9% (44)	13% (42)	5% (44)	38% (38)	36% (38)*	57% (38)	28% (38)	69% (38)	35% (36)
	Puntland	38% (129)	17% (125)	44% (130)	23% (124)	48% (120)	20% (121)*	23% (90)	8% (89)	32% (87)	14% (92)	19% (90)	6% (95)	57% (105)*	55% (105)	58% (105)	41% (104)*	60% (102)	45% (93)
	Southwest	23% (112)	20% (109)	41% (109)	37% (106)*	46% (94)	26% (106)	18% (85)	12% (97)	35% (85)	16% (95)	11% (82)	2% (98)*	28% (92)*	46% (92)	62% (92)	23% (92)	39% (92)*	27% (92)*
<b>REGION</b>	Ayn	40% (5)	40% (5)	40% (5)	40% (5)	60% (5)	75% (4)	20% (5)	40% (5)	40% (5)	60% (5)	0% (5)	40% (5)	50% (4)	25% (4)	100% (4)*	75% (4)	25% (4)	25% (4)
	Bakool	32% (31)	20% (30)	42% (29)	46% (29)*	47% (28)	28% (29)	12% (25)	15% (26)	42% (26)	8% (26)	4% (26)	0% (26)*	43% (24)	63% (24)	71% (24)	25% (24)	59% (24)	42% (24)
	Banadir	31% (49)	22% (45)	40% (48)	11% (46)*	33% (48)	24% (42)	27% (48)	6% (48)	32% (44)	13% (46)	20% (46)	4% (47)	45% (38)	55% (38)	68% (38)	24% (38)	53% (38)	47% (38)
	Bari	69% (14)	33% (14)	69% (14)	39% (14)	62% (13)	36% (13)	56% (9)	10% (10)	50% (8)	18% (11)	50% (10)	0% (11)*	38% (13)	56% (13)	38% (13)	18% (13)	69% (13)	49% (13)
	Bay	22% (56)	18% (55)	50% (55)	23% (53)	43% (46)	28% (53)	25% (40)	9% (46)	36% (39)	18% (45)	17% (36)	4% (48)	30% (47)*	38% (47)	58% (47)	30% (47)	32% (47)*	23% (47)*
	Galgaduud	24% (30)	27% (32)	17% (30)	37% (30)	24% (30)	50% (31)*	12% (25)	19% (26)	13% (24)	35% (26)*	4% (25)	4% (26)	62% (27)	63% (27)	66% (27)	33% (27)	59% (27)	47% (25)
	Gedo	17% (23)	8% (23)	27% (22)	10% (20)*	19% (16)	18% (17)	6% (17)	13% (22)	33% (18)	9% (22)	6% (18)	4% (22)	29% (14)	43% (14)	64% (14)	14% (14)	64% (14)	23% (13)
	Hiraan	30% (34)	14% (38)	36% (34)	26% (37)	39% (34)	37% (35)	32% (28)	0% (28)*	29% (27)	0% (29)*	15% (26)	0% (29)*	61% (33)	60% (33)	55% (33)	25% (31)	52% (33)	43% (30)
	Karkaar	53% (19)	11% (17)	56% (20)	27% (16)	46% (20)	18% (16)	24% (17)	7% (14)	31% (16)	14% (14)	13% (16)	13% (16)	45% (16)	45% (16)	60% (16)	31% (16)	86% (16)*	68% (13)
	Lower Juba	23% (30)	11% (27)	32% (28)	30% (27)	32% (27)	27% (26)	33% (24)	0% (22)*	38% (24)	9% (22)	17% (24)	5% (22)	42% (24)	33% (24)	55% (24)	33% (24)	71% (24)	40% (23)
	Lower Shabelle	16% (25)	25% (24)	24% (25)	58% (24)*	50% (20)	21% (24)	10% (20)	16% (25)	25% (20)	21% (24)	10% (20)	0% (24)*	14% (21)*	48% (21)	62% (21)	10% (21)*	38% (21)	24% (21)
	Middle Shabelle	39% (43)	39% (36)*	52% (42)	44% (36)*	58% (38)	49% (33)*	47% (30)	21% (28)	50% (30)	25% (28)	30% (30)	25% (28)*	49% (39)	54% (39)	74% (39)	34% (39)	79% (39)*	62% (37)*
	Mudug	29% (17)	6% (17)*	53% (15)	35% (17)	40% (15)	29% (17)	12% (17)	0% (17)*	44% (16)	6% (17)	24% (17)	0% (17)*	53% (17)	41% (17)	65% (17)	47% (17)	47% (17)	53% (17)
	Mudug Puntland	35% (28)	17% (29)	42% (28)	24% (29)	52% (27)	31% (29)	33% (21)	10% (20)	38% (21)	10% (21)	19% (21)	5% (22)	69% (25)*	64% (25)	68% (25)	54% (24)*	62% (24)	52% (21)
	Nugaal	19% (41)	9% (41)*	28% (42)	11% (41)*	25% (37)	4% (43)*	4% (25)	0% (27)*	15% (26)	11% (28)	12% (26)	0% (28)*	62% (24)	45% (24)	45% (24)	32% (24)	32% (24)*	26% (23)
	Ras- Asayr	64% (14)	18% (11)	54% (13)	18% (11)	83% (12)	13% (8)	40% (5)	20% (5)	100% (4)	20% (5)	50% (4)	20% (5)	61% (15)	68% (15)	54% (15)	40% (15)	61% (13)	46% (13)
Sool	13% (8)	13% (8)	50% (8)	25% (8)	67% (6)	13% (8)	13% (8)	0% (8)*	14% (7)	0% (8)*	13% (8)	0% (8)*	50% (8)	63% (8)	75% (8)	63% (8)	88% (8)*	33% (6)	

# ANNEX: HUMAN RESOURCES (1/3)

Based on a rapid survey of 466 facilities in Somalia. R1: July 2025 (N = 483), R2: Jan 2026 (N = 471).

Sample sizes are reported in parentheses next to survey estimates. \* Indicates a statistically significant difference at the 5% level (p-value < 0.05) compared to other groups in the sample.

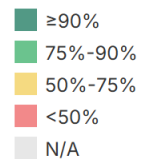


		Facilities meeting minimum staffing requirements									Proportion of female healthcare providers available at health facilities						
		Percentage of facilities that meet minimum staffing requirements (%)	At least 1 CHW working at the health facility	At least 1 c-section surgeon	At least 1 medical doctor	At least 1 laboratory technician	At least 1 nurse	At least 3 allied health associates	At least 5 allied health associates	At least 9 nurses/midwives	Nurses	Caesarean surgeons	Allied health associates	Anaesthesia assistants	Community health workers	Lab assistants	Lab technicians
		R2	R2	R2	R2	R2	R2	R2	R2	R2	R2	R2	R2	R2	R2	R2	R2
NATIONAL	Somalia	21% (466)	71% (426)	77% (40)	92% (41)	82% (40)	86% (81)	60% (347)	49% (41)	35% (388)	57% (456)	33% (31)	41% (331)	11% (29)	65% (329)	34% (209)	40% (33)
FACILITY TYPE	District Hospital	31% (41)		77% (40)	92% (41)	82% (40)			49% (41)	77% (41)*	58% (41)	33% (31)	51% (27)*	11% (29)	62% (28)	33% (36)	40% (33)
	Health Center	13% (344)*	75% (345)*					60% (347)		30% (347)*	56% (345)		40% (273)		69% (259)*	34% (173)	
	PHU	49% (81)*	54% (81)*				86% (81)				63% (70)		47% (31)		42% (42)*		
GEOGRAPHY	Rural	27% (125)*	65% (124)	0% (1)*	100% (1)	100% (1)*	85% (55)	67% (68)	100% (1)*	17% (70)*	60% (116)		45% (75)		55% (79)*	22% (32)	0% (1)*
	Urban	18% (339)*	74% (301)	79% (38)	91% (39)	81% (38)*	89% (26)	58% (278)	46% (39)*	40% (316)*	56% (338)	34% (30)*	40% (254)	11% (28)	68% (249)*	36% (175)	43% (31)*
GAVI PRIORITY	Non- priority	19% (257)	70% (232)	74% (24)	91% (25)	74% (24)	82% (55)	62% (177)	40% (25)	30% (204)*	55% (246)	31% (18)	36% (175)*	6% (16)	60% (176)*	29% (113)	47% (18)
	Priority	23% (209)	73% (194)	82% (16)	94% (16)	94% (16)	94% (26)	58% (170)	63% (16)	41% (184)*	60% (210)	37% (13)	48% (156)*	17% (13)	71% (153)*	40% (96)	32% (15)
STATE	BRA	21% (47)	80% (44)	50% (4)	50% (4)	50% (4)		51% (45)	25% (4)	46% (48)	68% (48)*	10% (2)	53% (28)*	25% (2)	64% (37)	59% (32)*	17% (2)
	Galmudug	10% (49)*	68% (40)	89% (8)	100% (9)	100% (8)*	84% (6)	52% (34)	42% (9)	46% (43)	57% (48)	62% (7)*	59% (35)*	40% (7)*	66% (36)	48% (20)	52% (8)
	Hirshabelle	26% (74)	60% (67)*	71% (7)	100% (7)	87% (7)	84% (17)	73% (50)*	29% (7)	34% (57)	53% (70)	33% (5)	30% (50)*	0% (5)*	42% (41)*	24% (44)*	36% (6)
	Jubaland	21% (48)	82% (44)*	70% (4)	70% (4)	50% (4)	100% (5)*	43% (40)*	20% (4)	34% (45)	38% (49)*	7% (3)*	42% (33)	0% (3)*	53% (39)*	29% (21)	30% (2)
	Puntland	20% (135)	72% (124)	81% (11)	100% (11)	100% (11)*	83% (40)	57% (84)	74% (11)	27% (95)*	74% (129)*	42% (9)	47% (94)	0% (7)*	84% (96)*	52% (37)*	53% (11)
	Southwest	20% (113)	72% (107)	87% (6)	100% (6)	68% (6)	92% (13)	70% (94)*	81% (6)*	36% (100)	49% (112)*	7% (5)*	33% (91)*	0% (5)*	63% (80)	14% (55)*	6% (4)*
REGION	Ayn	0% (5)*	75% (4)	100% (1)*	100% (1)	100% (1)*		25% (4)	0% (1)*	20% (5)	69% (5)	0% (1)*	25% (4)	0% (1)*	76% (3)	50% (2)*	33% (1)
	Bakool	13% (31)	62% (30)	0% (1)*	100% (1)	0% (1)*	79% (5)	60% (25)	100% (1)*	50% (26)	43% (30)*		39% (22)		58% (19)	13% (12)*	
	Banadir	21% (47)	80% (44)	50% (4)	50% (4)	50% (4)		51% (45)	25% (4)	46% (48)	68% (48)*	10% (2)	53% (28)*	25% (2)	64% (37)	59% (32)*	17% (2)
	Bari	16% (14)	67% (14)				67% (3)	91% (11)*		18% (11)	73% (13)		74% (12)*		80% (10)		
	Bay	26% (57)	66% (53)	100% (4)*	100% (4)	100% (4)*	100% (8)*	69% (45)	100% (4)*	37% (49)	45% (57)*	8% (4)*	36% (47)	0% (4)*	64% (38)	11% (32)*	6% (4)*
	Galgaduud	10% (32)*	65% (25)	100% (6)*	100% (7)	100% (6)*	84% (6)	21% (19)*	29% (7)	58% (26)*	62% (31)	64% (6)	65% (18)*	45% (6)*	55% (23)	50% (14)	46% (6)
	Gedo	5% (21)*	80% (19)	100% (2)*	100% (2)	50% (2)		63% (20)	50% (2)	38% (23)	28% (22)*	13% (2)	30% (17)	0% (2)*	42% (17)*	35% (13)	0% (1)*
	Hiraan	22% (38)	35% (34)*	75% (4)	100% (4)	75% (4)	79% (9)	69% (25)	25% (4)	49% (29)	41% (36)*	0% (3)*	21% (25)*	0% (3)*	30% (14)*	7% (26)*	0% (3)*
	Karkaar	14% (20)	70% (16)	75% (4)	100% (4)	100% (4)*	33% (3)	38% (13)	75% (4)	24% (17)	75% (17)*	33% (3)	44% (15)	0% (1)*	78% (15)	50% (8)	88% (4)*
	Lower Juba	30% (27)	84% (25)	50% (2)	50% (2)	50% (2)	100% (5)*	30% (20)*	0% (2)*	32% (22)	43% (27)*	0% (1)*	50% (16)	0% (1)*	59% (22)	23% (8)	50% (1)
	Lower Shabelle	16% (25)	92% (24)*	100% (1)*	100% (1)	0% (1)*		79% (24)*	0% (1)*	24% (25)	60% (25)	0% (1)*	25% (22)*	0% (1)*	64% (23)	23% (11)	
	Middle Shabelle	29% (36)	79% (33)	67% (3)	100% (3)	100% (3)*	87% (8)	76% (25)	33% (3)	21% (28)	63% (34)	75% (2)	37% (25)	0% (2)*	47% (27)*	44% (18)	67% (3)
	Mudug	12% (17)	73% (15)	50% (2)	100% (2)	100% (2)*		100% (15)*	100% (2)*	24% (17)	46% (17)	50% (1)*	51% (17)	0% (1)*	90% (13)*	42% (6)	75% (2)
	Mudug Puntland	21% (28)	74% (26)	50% (2)	100% (2)	100% (2)*	100% (7)*	35% (20)*	100% (2)*	29% (21)	73% (29)*	40% (1)	43% (22)	0% (1)*	90% (21)*	58% (8)	25% (2)
	Nugaal	31% (45)	81% (42)	100% (3)*	100% (3)	100% (3)*	94% (17)	80% (25)*	67% (3)	36% (28)	81% (44)*	44% (3)	43% (31)	0% (3)*	86% (34)*	58% (13)	56% (3)
	Ras- Asayr	7% (15)	30% (14)*	100% (1)*	100% (1)	100% (1)*	80% (10)	67% (3)	100% (1)*	20% (5)	48% (13)	100% (1)*	35% (3)	0% (1)*	85% (5)*	0% (1)*	0% (1)*
	Sool	13% (8)	100% (8)*							13% (8)	75% (8)		55% (7)		75% (8)	40% (5)	

# ANNEX: HUMAN RESOURCES (2/3)

Based on a rapid survey of 468 facilities in Somalia. R1: July 2025 (N = 483), R2: Jan 2026 (N = 471).

Sample sizes are reported in parentheses next to survey estimates. \* Indicates a statistically significant difference at the 5% level (p-value < 0.05) compared to other groups in the sample.

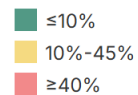


Facilities reporting receiving staff training in the past two years													
		Average share of key trainings received in past 2 years in facilities (%)	Percentage of facilities that received all adequate training in past 2 years (%)	Family planning services	Antenatal care (ANC) services	Delivery/chilbirth services	Postnatal care (PNC) services	Child immunization	Integrated Management of Childhood Illnesses (IMCI)	Malaria diagnosis and treatment	Infant and young child feeding (IYCF)	Management of child wasting (acute malnutrition)	Data Management Recording & Reporting (HMIS)
		R2	R2	R2	R2	R2	R2	R2	R2	R2	R2	R2	R2
NATIONAL	Somalia	64% (468)	27% (468)	49% (462)	71% (461)	66% (455)	70% (461)	86% (389)	65% (458)	52% (460)	61% (456)	65% (456)	64% (461)
FACILITY TYPE	District Hospital	72% (41)*	25% (41)	52% (41)	83% (41)*	68% (41)	84% (41)*	84% (41)	66% (41)	60% (41)	70% (40)	79% (41)*	79% (41)*
	Health Center	69% (349)*	31% (349)*	55% (347)*	75% (347)*	70% (340)*	73% (346)*	86% (348)	70% (346)*	56% (346)*	66% (347)*	69% (345)*	68% (347)*
	PHU	37% (78)*	13% (78)*	23% (74)*	47% (73)*	44% (74)*	43% (74)*		38% (71)*	30% (73)*	28% (69)*	34% (70)*	38% (73)*
GEOGRAPHY	Rural	51% (124)*	18% (124)*	32% (122)*	58% (120)*	56% (121)*	57% (121)*	84% (69)	56% (119)*	41% (120)*	47% (117)*	51% (117)*	55% (120)*
	Urban	69% (342)*	31% (342)*	55% (338)*	76% (339)*	69% (332)*	74% (338)*	86% (318)	68% (337)*	56% (338)*	66% (337)*	70% (337)*	68% (339)*
GAVI PRIORITY	Non- priority	60% (256)*	25% (256)	45% (252)*	68% (251)	63% (247)	66% (251)*	85% (203)	59% (249)*	49% (250)	58% (246)	61% (247)*	63% (251)
	Priority	68% (212)*	31% (212)	55% (210)*	74% (210)	69% (208)	74% (210)*	87% (186)	71% (209)*	56% (210)	65% (210)	70% (209)*	67% (210)
STATE	BRA	70% (49)	29% (49)	61% (49)	76% (49)	62% (47)	71% (49)	92% (49)	76% (49)	51% (49)	71% (49)	71% (49)	65% (49)
	Galmudug	64% (49)	29% (49)	42% (49)	61% (47)	64% (48)	64% (49)	88% (43)	71% (49)	54% (49)	71% (49)	74% (49)	62% (49)
	Hirshabelle	56% (74)*	11% (74)*	40% (74)	69% (74)	59% (73)	66% (74)	82% (57)	51% (74)*	54% (74)	44% (74)*	49% (74)*	63% (74)
	Jubaland	58% (50)	19% (50)	38% (50)	68% (50)	66% (49)	65% (49)	76% (44)	60% (49)	41% (49)	56% (49)	61% (48)	60% (49)
	Puntland	60% (133)	31% (133)	47% (131)	67% (131)	64% (129)	67% (130)	85% (96)	64% (127)	47% (128)	59% (124)	65% (126)	57% (128)*
	Southwest	75% (113)*	40% (113)*	65% (109)*	81% (110)*	76% (109)*	80% (110)*	91% (100)	71% (110)	62% (111)*	70% (111)*	72% (110)	77% (112)*
REGION	Ayn	20% (5)*	0% (5)*	40% (5)	20% (5)*	20% (5)*	20% (5)*	80% (5)	20% (5)*	0% (5)*	0% (5)*	0% (5)*	0% (5)*
	Bakool	75% (31)*	30% (31)	53% (30)	77% (30)	80% (30)*	80% (30)	81% (26)	74% (30)	64% (30)	76% (30)	76% (30)	77% (31)
	Banadir	70% (49)	29% (49)	61% (49)	76% (49)	62% (47)	71% (49)	92% (49)	76% (49)	51% (49)	71% (49)	71% (49)	65% (49)
	Bari	65% (14)	51% (14)*	64% (14)*	67% (14)	61% (14)	67% (14)	82% (11)	82% (13)	75% (13)	71% (13)	71% (13)	64% (13)
	Bay	84% (57)*	54% (57)*	85% (55)*	89% (55)*	84% (55)*	89% (55)*	94% (49)*	80% (55)*	70% (56)*	79% (56)*	77% (55)*	88% (56)*
	Galgaduud	56% (32)	16% (32)	35% (32)	51% (30)*	56% (31)	54% (32)	88% (26)	66% (32)	41% (32)	63% (32)	70% (32)	51% (32)
	Gedo	55% (23)	7% (23)*	32% (23)	70% (23)	64% (22)	69% (22)	60% (22)*	56% (22)	42% (22)	51% (22)	58% (21)	69% (22)
	Hiraan	59% (38)	8% (38)*	38% (38)	66% (38)	59% (37)	69% (38)	86% (29)	52% (38)	63% (38)	52% (38)	66% (38)	58% (38)
	Karkaar	38% (19)*	5% (19)*	24% (18)*	46% (18)*	35% (19)*	46% (18)*	59% (17)*	43% (18)	27% (19)*	34% (17)*	46% (18)	43% (18)
	Lower Juba	60% (27)	26% (27)	41% (27)	67% (27)	67% (27)	63% (27)	86% (22)	63% (27)	41% (27)	59% (27)	63% (27)	56% (27)
	Lower Shabelle	57% (25)	20% (25)	33% (24)	68% (25)	54% (24)	60% (25)	92% (25)	52% (25)	44% (25)	48% (25)	60% (25)	56% (25)
	Middle Shabelle	54% (36)	14% (36)*	41% (36)	72% (36)	59% (36)	64% (36)	79% (28)	49% (36)	46% (36)	38% (36)*	36% (36)*	67% (36)
	Mudug	82% (17)*	59% (17)*	59% (17)	82% (17)	82% (17)	88% (17)*	88% (17)	82% (17)	82% (17)*	88% (17)*	82% (17)	88% (17)*
	Mudug Puntland	61% (29)	18% (29)	31% (29)*	70% (29)	66% (29)	70% (29)	82% (22)	66% (29)	45% (29)	56% (29)	73% (29)	66% (29)
	Nugaal	77% (45)*	54% (45)*	69% (45)*	87% (45)*	88% (43)*	85% (45)*	100% (28)*	75% (45)*	62% (45)	79% (44)*	75% (45)*	73% (45)
	Ras- Asayr	38% (13)*	16% (13)	44% (12)*	43% (12)*	29% (11)*	38% (11)*	100% (5)*	47% (9)*	12% (9)*	39% (8)	52% (8)*	11% (10)*
Sool	55% (8)	25% (8)	25% (8)	63% (8)	75% (8)	63% (8)	88% (8)	50% (8)	38% (8)	50% (8)	63% (8)	38% (8)	

# ANNEX: HUMAN RESOURCES (3/3)

Based on a rapid survey of 471 facilities in Somalia. R1: July 2025 (N = 483), R2: Jan 2026 (N = 471).

Sample sizes are reported in parentheses next to survey estimates. \* Indicates a statistically significant difference at the 5% level (p-value < 0.05) compared to other groups in the sample.

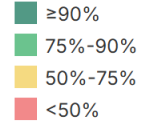


		Facilities reporting challenges related to human resources in the past three months											
		Percentage of facilities reporting at least one challenge related to human resources (%)	Percentage of facilities reporting that challenges limited or prevented service delivery (%)	High turnover	Absenteeism	Early retirement	Unfilled positions or staff shortage	High work burden	Low remuneration	Delayed or late salary payments	Some services are dependent on unpaid volunteers	Lack of training	Lack of satisfaction with job condition
		R2	R2	R2	R2	R2	R2	R2	R2	R2	R2	R2	R2
<b>NATIONAL</b>	Somalia	71% (471)	5% (469)	34% (331)	13% (331)	13% (331)	64% (331)	73% (331)	73% (331)	44% (331)	33% (331)	58% (331)	26% (330)
<b>FACILITY TYPE</b>	District Hospital	76% (41)	6% (41)	32% (31)	11% (31)	9% (31)	69% (31)	78% (31)	83% (31)	55% (31)	42% (31)	61% (31)	29% (31)
	Health Center	69% (349)	4% (347)	39% (239)*	14% (239)	16% (239)*	64% (239)	74% (239)	70% (239)*	41% (239)*	34% (239)	54% (239)*	25% (239)
	PHU	77% (81)	10% (81)	16% (61)*	8% (61)	6% (61)*	60% (61)	64% (61)	79% (61)	52% (61)	22% (61)*	70% (61)*	31% (60)
<b>GEOGRAPHY</b>	Rural	72% (125)	8% (125)	36% (87)	14% (87)	14% (87)	64% (87)	75% (87)	78% (87)	46% (87)	35% (87)	67% (87)*	32% (87)
	Urban	71% (344)	4% (342)	33% (243)	13% (243)	13% (243)	64% (243)	72% (243)	71% (243)	44% (243)	32% (243)	54% (243)	25% (242)
<b>GAVI PRIORITY</b>	Non- priority	76% (259)*	5% (259)	36% (194)	11% (194)	14% (194)	66% (194)	75% (194)	75% (194)	43% (194)	30% (194)	61% (194)	28% (193)
	Priority	64% (212)*	5% (210)	31% (137)	15% (137)	12% (137)	61% (137)	70% (137)	69% (137)	45% (137)	37% (137)	54% (137)	24% (137)
<b>STATE</b>	BRA	82% (49)*	2% (47)	35% (40)	23% (40)	8% (40)	55% (40)	65% (40)	70% (40)	30% (40)*	30% (40)	40% (40)*	23% (40)
	Galmudug	69% (49)	10% (49)	51% (33)*	12% (33)	18% (33)	72% (33)	81% (33)	75% (33)	63% (33)*	33% (33)	69% (33)	30% (33)
	Hirshabelle	77% (74)	7% (74)	42% (57)	18% (57)	16% (57)	62% (57)	70% (57)	77% (57)	38% (57)	45% (57)*	54% (57)	27% (57)
	Jubaland	95% (50)*	2% (50)	31% (47)	8% (47)	15% (47)	60% (47)	77% (47)	57% (47)*	23% (47)*	21% (47)*	48% (47)	13% (46)*
	Puntland	58% (136)*	4% (136)	26% (81)	9% (81)	12% (81)	65% (81)	75% (81)	77% (81)	57% (81)*	38% (81)	72% (81)*	33% (81)
	Southwest	63% (113)*	5% (113)	29% (73)	11% (73)	13% (73)	69% (73)	70% (73)	78% (73)	54% (73)	26% (73)	58% (73)	31% (73)
<b>REGION</b>	Ayn	100% (5)*	0% (5)*	20% (5)	20% (5)	20% (5)	80% (5)	40% (5)	100% (5)*	80% (5)	60% (5)	100% (5)*	40% (5)
	Bakool	84% (31)*	6% (31)	22% (26)	4% (26)*	4% (26)*	70% (26)	69% (26)	81% (26)	66% (26)*	8% (26)*	70% (26)	22% (26)
	Banadir	82% (49)*	2% (47)	35% (40)	23% (40)	8% (40)	55% (40)	65% (40)	70% (40)	30% (40)*	30% (40)	40% (40)*	23% (40)
	Bari	39% (14)*	0% (14)*	16% (5)	0% (5)*	16% (5)	58% (5)	75% (5)	84% (5)	58% (5)	16% (5)	84% (5)	25% (5)
	Bay	58% (57)*	5% (57)	37% (33)	18% (33)	24% (33)	67% (33)	73% (33)	82% (33)	54% (33)	42% (33)	48% (33)	30% (33)
	Galgaduud	84% (32)*	12% (32)	48% (27)	11% (27)	18% (27)	70% (27)	81% (27)	74% (27)	59% (27)	29% (27)	69% (27)	29% (27)
	Gedo	87% (23)*	0% (23)*	19% (20)	24% (20)	15% (20)	54% (20)	76% (20)	46% (20)*	24% (20)*	27% (20)	49% (20)	10% (20)*
	Hiraan	76% (38)	6% (38)	29% (29)	15% (29)	15% (29)	45% (29)*	75% (29)	75% (29)	18% (29)*	40% (29)	41% (29)	21% (29)
	Karkaar	91% (20)*	11% (20)	44% (18)	18% (18)	5% (18)	61% (18)	80% (18)	100% (18)*	74% (18)*	49% (18)	95% (18)*	64% (18)*
	Lower Juba	100% (27)*	4% (27)	37% (27)	0% (27)*	15% (27)	63% (27)	78% (27)	63% (27)	22% (27)*	19% (27)	48% (27)	15% (26)
	Lower Shabelle	56% (25)	4% (25)	21% (14)	7% (14)	0% (14)*	71% (14)	64% (14)	64% (14)	36% (14)	14% (14)	64% (14)	43% (14)
	Middle Shabelle	78% (36)	8% (36)	53% (28)*	21% (28)	17% (28)	74% (28)	67% (28)	79% (28)	53% (28)	50% (28)	65% (28)	32% (28)
	Mudug	35% (17)*	6% (17)	67% (6)	17% (6)	17% (6)	83% (6)	83% (6)	83% (6)	83% (6)*	50% (6)	67% (6)	33% (6)
	Mudug Puntland	48% (29)*	6% (29)	21% (14)	7% (14)	7% (14)	79% (14)	86% (14)	71% (14)	64% (14)	65% (14)*	72% (14)	20% (14)
	Nugaal	47% (45)*	0% (45)*	18% (22)	4% (22)*	22% (22)	57% (22)	73% (22)	53% (22)	19% (22)*	14% (22)*	39% (22)	5% (22)*
	Ras- Asayr	80% (15)	6% (15)	9% (12)*	9% (12)	0% (12)*	58% (12)	68% (12)	76% (12)	75% (12)*	9% (12)*	75% (12)	33% (12)
Sool	63% (8)	0% (8)*	60% (5)	0% (5)*	20% (5)	80% (5)	80% (5)	80% (5)	60% (5)	80% (5)*	80% (5)	80% (5)*	

# ANNEX: QUALITY IMPROVEMENT PROCESSES

Based on a rapid survey of 471 facilities in Somalia. R1: July 2025 (N = 483), R2: Jan 2026 (N = 471).

Sample sizes are reported in parentheses next to survey estimates. \* Indicates a statistically significant difference at the 5% level (p-value < 0.05) compared to other groups in the sample.



		Facilities reporting adequate quality of care improvement practices								Facilities reporting taking different decisions or actions based on their own data											
		Average share of quality of care criteria met at facilities (%)	Percentage of facilities that meet all quality of care criteria (%)	Facility conducts death reviews for all live births who die within 7 days of birth	Facility conducts death reviews for all stillbirths	Facility conducts maternal death reviews for all women who die within 6 weeks of giving birth	Facility has a focal person, committee or team dedicated to quality improvement	Facility regularly monitor its own data to make decisions about the services it delivers	Facility routinely carries out quality improvement activities for any service areas	No decisions or actions were taken in the past three months	Reviewed facility personnel responsibilities	Increased staff training or supervision	Mobilized or requested new financial or human resources	Changed how existing resources are allocated	Reviewed or revised protocols	Conducted community education, sensitization, or outreach	Procured commodities or supplies	Improved data quality and/or use	Other (specify)	Don't know	
		R2	R2	R2	R2	R2	R2	R2	R2	R2	R2	R2	R2	R2	R2	R2	R2	R2	R2	R2	
<b>NATIONAL</b>	Somalia	70% (471)	34% (471)	55% (283)	56% (342)	57% (229)	56% (471)	95% (466)	85% (466)	19% (444)	54% (444)	43% (444)	15% (444)	20% (444)	30% (444)	43% (444)	11% (444)	33% (444)	1% (444)	2% (444)	
<b>FACILITY TYPE</b>	District Hospital	79% (41)*	47% (41)	75% (33)*	70% (39)	65% (34)	70% (41)*	100% (41)*	92% (41)	21% (41)	62% (41)	46% (41)	23% (41)	23% (41)	53% (41)*	39% (41)	13% (41)	29% (41)	2% (41)	2% (41)	
	Health Center	72% (349)*	36% (349)	58% (210)	59% (254)*	62% (154)*	57% (349)	96% (344)	88% (345)*	14% (328)*	58% (328)*	48% (328)*	14% (328)	20% (328)	28% (328)	46% (328)*	11% (328)	38% (328)*	1% (328)	2% (328)	
	PHU	56% (81)*	22% (81)*	22% (40)*	28% (49)*	28% (41)*	43% (81)*	91% (81)	67% (80)*	41% (75)*	32% (75)*	24% (75)*	13% (75)	16% (75)	21% (75)	32% (75)*	5% (75)	11% (75)*	1% (75)	4% (75)	
<b>GEOGRAPHY</b>	Rural	68% (125)	34% (125)	50% (62)	49% (79)	50% (50)	56% (125)	92% (124)	79% (123)	28% (115)*	45% (115)*	31% (115)*	13% (115)	22% (115)	26% (115)	36% (115)	10% (115)	26% (115)	1% (115)	3% (115)	
	Urban	71% (344)	35% (344)	57% (220)	58% (261)	58% (178)	55% (344)	96% (340)	87% (341)	16% (327)*	57% (327)*	47% (327)*	15% (327)	18% (327)	30% (327)	45% (327)	11% (327)	35% (327)*	1% (327)	2% (327)	
<b>GAVI PRIORITY</b>	Non- priority	72% (259)	37% (259)	56% (164)	58% (195)	57% (128)	59% (259)	95% (258)	85% (256)	19% (245)	55% (245)	39% (245)*	19% (245)*	20% (245)	28% (245)	43% (245)	10% (245)	31% (245)	1% (245)	3% (245)	
	Priority	69% (212)	31% (212)	54% (119)	53% (147)	56% (101)	51% (212)	96% (208)	84% (210)	19% (199)	53% (199)	49% (199)*	9% (199)*	20% (199)	31% (199)	43% (199)	12% (199)	35% (199)	1% (199)	2% (199)	
<b>STATE</b>	BRA	62% (49)	27% (49)	41% (27)	42% (36)	46% (24)	49% (49)	89% (45)	83% (48)	18% (40)	40% (40)	45% (40)	5% (40)*	15% (40)	25% (40)	50% (40)	8% (40)	25% (40)	0% (40)*	5% (40)	
	Galmudug	66% (49)	21% (49)*	54% (26)	54% (32)	45% (22)	41% (49)*	94% (49)	92% (49)	18% (46)	48% (46)	47% (46)	21% (46)	13% (46)	38% (46)	39% (46)	8% (46)	34% (46)	0% (46)*	4% (46)	
	Hirshabelle	76% (74)*	41% (74)	71% (43)*	60% (55)	62% (39)	68% (74)*	93% (74)	88% (74)	34% (69)*	61% (69)	35% (69)	12% (69)	19% (69)	26% (69)	32% (69)*	13% (69)	29% (69)	0% (69)*	0% (69)*	
	Jubaland	67% (50)	26% (50)	52% (40)	50% (45)	57% (29)	51% (50)	96% (50)	88% (48)	9% (48)*	48% (48)	34% (48)	11% (48)	8% (48)*	30% (48)	42% (48)	4% (48)*	29% (48)	5% (48)	8% (48)	
	Puntland	68% (136)	35% (136)	44% (78)*	57% (92)	42% (58)*	53% (136)	96% (135)	78% (134)*	20% (130)	54% (130)	42% (130)	14% (130)	24% (130)	25% (130)	49% (130)	9% (130)	32% (130)	1% (130)	2% (130)	
	Southwest	76% (113)*	43% (113)*	64% (69)	64% (82)	75% (57)*	61% (113)	98% (113)*	87% (113)	13% (111)	60% (111)	55% (111)*	22% (111)*	26% (111)	36% (111)	44% (111)	17% (111)*	41% (111)*	2% (111)	0% (111)*	
<b>REGION</b>	Ayn	77% (5)	40% (5)	75% (4)	80% (5)	50% (4)	60% (5)	100% (5)*	80% (5)	20% (5)	100% (5)*	40% (5)	40% (5)	0% (5)*	20% (5)	100% (5)*	0% (5)*	0% (5)*	0% (5)*	0% (5)*	
	Bakool	76% (31)	41% (31)	73% (23)*	73% (23)*	77% (19)*	50% (31)	100% (31)*	86% (31)	17% (31)	51% (31)	38% (31)	9% (31)	16% (31)	54% (31)*	52% (31)	9% (31)	23% (31)	3% (31)	0% (31)*	
	Banadir	62% (49)	27% (49)	41% (27)	42% (36)	46% (24)	49% (49)	89% (45)	83% (48)	18% (40)	40% (40)	45% (40)	5% (40)*	15% (40)	25% (40)	50% (40)	8% (40)	25% (40)	0% (40)*	5% (40)	
	Bari	60% (14)	16% (14)	40% (7)	35% (8)	17% (6)*	45% (14)	94% (14)	76% (13)	11% (13)	65% (13)	52% (13)	7% (13)	21% (13)	14% (13)	76% (13)*	14% (13)	48% (13)	0% (13)*	0% (13)*	
	Bay	75% (57)	44% (57)	60% (27)	63% (38)	74% (26)*	61% (57)	96% (57)	82% (57)	14% (55)	66% (55)*	58% (55)*	20% (55)	26% (55)	37% (55)	34% (55)	22% (55)*	49% (55)*	2% (55)	0% (55)*	
	Galgaduud	68% (32)	28% (32)	52% (21)	57% (23)	42% (19)	53% (32)	97% (32)	90% (32)	25% (31)	49% (31)	42% (31)	19% (31)	10% (31)	39% (31)	35% (31)	6% (31)	26% (31)	0% (31)*	0% (31)*	
	Gedo	68% (23)	41% (23)	56% (20)	49% (21)	51% (18)	62% (23)	96% (23)	86% (21)	4% (22)*	38% (22)	40% (22)	9% (22)	9% (22)	22% (22)	33% (22)	4% (22)	20% (22)	0% (22)*	22% (22)*	
	Hiraan	78% (38)*	46% (38)	68% (17)	64% (26)	63% (15)	69% (38)	94% (38)	90% (38)	27% (36)	62% (36)	40% (36)	7% (36)	19% (36)	20% (36)	37% (36)	15% (36)	37% (36)	0% (36)*	0% (36)*	
	Karkaar	75% (20)	58% (20)*	56% (12)	66% (18)	37% (8)	68% (20)	100% (20)*	81% (19)	23% (20)	47% (20)	38% (20)	38% (20)*	33% (20)	33% (20)	47% (20)	9% (20)	14% (20)*	0% (20)*	7% (20)	
	Lower Juba	66% (27)	19% (27)*	50% (20)	50% (24)	64% (11)	44% (27)	96% (27)	89% (27)	12% (26)	54% (26)	31% (26)	12% (26)	8% (26)*	35% (26)	46% (26)	4% (26)	35% (26)	8% (26)	0% (26)*	
	Lower Shabelle	78% (25)	44% (25)	63% (19)	57% (21)	75% (12)	68% (25)	100% (25)*	96% (25)*	8% (25)*	56% (25)	64% (25)*	36% (25)*	36% (25)	20% (25)	56% (25)	12% (25)	40% (25)	0% (25)*	0% (25)*	
	Middle Shabelle	74% (36)	36% (36)	73% (26)*	58% (29)	62% (24)	66% (36)	91% (36)	86% (36)	40% (33)*	60% (33)	30% (33)	15% (33)	18% (33)	31% (33)	27% (33)*	12% (33)	21% (33)	0% (33)*	0% (33)*	
	Mudug	61% (17)*	6% (17)*	60% (5)	44% (9)	67% (3)	12% (17)*	88% (17)	94% (17)	0% (15)*	47% (15)	60% (15)	27% (15)	20% (15)	33% (15)	47% (15)	13% (15)	53% (15)	0% (15)*	13% (15)	
	Mudug Puntland	65% (29)	28% (29)	38% (16)	61% (20)	34% (12)	38% (29)*	94% (29)	83% (29)	15% (27)	48% (27)	37% (27)	4% (27)*	22% (27)	33% (27)	48% (27)	11% (27)	34% (27)	0% (27)*	0% (27)*	
	Nugaal	76% (45)	48% (45)	49% (24)	64% (25)	67% (16)	61% (45)	98% (44)	85% (45)	21% (43)	63% (43)	51% (43)	13% (43)	30% (43)	19% (43)	41% (43)	10% (43)	45% (43)	2% (43)	0% (43)*	
Ras- Asayr	47% (15)*	6% (15)*	23% (9)*	31% (10)	13% (8)*	47% (15)	93% (15)	34% (15)*	42% (14)	15% (14)*	29% (14)	7% (14)	21% (14)	22% (14)	22% (14)	0% (14)*	7% (14)*	0% (14)*	14% (14)		
Sool	67% (8)	13% (8)	33% (6)	33% (6)	75% (4)	63% (8)	100% (8)*	88% (8)	13% (8)	63% (8)	25% (8)	0% (8)*	0% (8)*	25% (8)	63% (8)	0% (8)*	38% (8)	0% (8)*	0% (8)*		